

# GoldenPower®

Golden Power Group Holdings Limited

金力集團控股有限公司

(Incorporated in the Cayman Islands with limited liability)

Stock Code : 3919



**2020** Annual Report



# CONTENTS

2	CORPORATE INFORMATION
3	CHAIRMAN'S STATEMENT
5	MANAGEMENT DISCUSSION AND ANALYSIS
12	BIOGRAPHICAL DETAILS OF DIRECTORS AND SENIOR MANAGEMENT
16	CORPORATE GOVERNANCE REPORT
28	ENVIRONMENTAL, SOCIAL AND GOVERNANCE
52	REPORT OF THE DIRECTORS
62	INDEPENDENT AUDITOR'S REPORT
66	CONSOLIDATED STATEMENT OF PROFIT OR LOSS
67	CONSOLIDATED STATEMENT OF COMPREHENSIVE INCOME
68	CONSOLIDATED STATEMENT OF FINANCIAL POSITION
70	CONSOLIDATED STATEMENT OF CHANGES IN EQUITY
71	CONSOLIDATED STATEMENT OF CASH FLOWS
73	NOTES TO THE CONSOLIDATED FINANCIAL STATEMENTS
131	FINANCIAL SUMMARY
132	GROUP'S PROPERTIES



# CORPORATE INFORMATION

## BOARD OF DIRECTORS

### Executive Directors

Mr. Chu King Tien  
Ms. Chu Shuk Ching  
Mr. Tang Chi Him  
Mr. Chu Ho Wa

### Independent non-executive Directors

Mr. Hui Kwok Wah  
Mr. Ma Sai Yam  
Mr. Chow Chun Hin, Leslie

## COMPANY SECRETARY

Mr. Tse Kar Keung

## AUDIT COMMITTEE

Mr. Hui Kwok Wah (*Chairman*)  
Mr. Ma Sai Yam  
Mr. Chow Chun Hin, Leslie

## REMUNERATION COMMITTEE

Mr. Hui Kwok Wah (*Chairman*)  
Mr. Chu King Tien  
Mr. Ma Sai Yam

## NOMINATION COMMITTEE

Mr. Chu King Tien (*Chairman*)  
Mr. Hui Kwok Wah  
Mr. Ma Sai Yam

## AUTHORISED REPRESENTATIVES

Ms. Chu Shuk Ching  
Mr. Tse Kar Keung

## COMPLIANCE OFFICER

Ms. Chu Shuk Ching

## LEGAL ADVISERS

*As to Hong Kong laws*  
ONC Lawyers

*As to PRC laws*  
Yuan Tai Law Offices

## PRINCIPAL BANKERS

DBS Bank (Hong Kong) Limited  
Shanghai Commercial Bank Limited

## AUDITOR

PKF Hong Kong Limited

## REGISTERED OFFICE

Windward 3, Regatta Office Park  
PO Box 1350  
Grand Cayman KY1-1108  
Cayman Islands

## HEADQUARTERS AND PRINCIPAL PLACE OF BUSINESS IN HONG KONG

Flat C, 20/F, Block 1  
Tai Ping Industrial Centre  
57 Ting Kok Road, Tai Po  
New Territories  
Hong Kong

## PRINCIPAL SHARE REGISTRAR

Windward 3, Regatta Office Park  
PO Box 1350  
Grand Cayman KY1-1108  
Cayman Islands

## HONG KONG BRANCH SHARE REGISTRAR

Tricor Investor Services Limited  
Level 54, Hopewell Centre  
183 Queen's Road East  
Hong Kong

## COMPANY WEBSITE

[www.goldenpower.com](http://www.goldenpower.com)

## BOARD LOT

2,000 shares

## STOCK CODE

3919

# CHAIRMAN'S STATEMENT

Dear shareholders,

On behalf of the board (the "**Board**") of directors (collectively the "**Directors**" and each a "**Director**") of Golden Power Group Holdings Limited (the "**Company**", together with its subsidiaries, the "**Group**"), it is my pleasure and honour to present the Group's annual results for the financial year ended 31 December 2020 (the "**Year**").

The year of 2020 was an extremely difficult and challenging year for the Group.

Starting from the financial year 2017, the Company entered into another investing period, through acquisitions of machinery, strengthening the production capacity and broadening the diversity of production categories. We expand our product category to Hearing Aid Battery ("**HAB**") series and battery for health care device product segment with higher specifications that can attract high-end healthcare products customers' attention and strengthen our competitiveness. In 2020, we commenced our online sales platform for catching up with the changing consumers' philosophy.

The newly designed and automatic production lines acquired in 2018 and 2019 for producing mercury-free, cadmium-free and lead-free alkaline cylindrical batteries commenced production in the third quarter of 2020. The production lines were mainly used for the production of the new cylindrical and HAB battery series, of which the Company commenced its marketing introduction since April 2018.

## OVERVIEW OF OUR RESULTS

Revenue for the Year has slightly increased by approximately 0.39% to approximately HK\$315.42 million from approximately HK\$314.20 million in the financial year ended 31 December 2019 (the "**Last Year**"). Profit attributable to the shareholders of the Company was approximately HK\$12.34 million for the Year as compared to a profit of approximately HK\$7.38 million in the Last Year, representing an increase of approximately 67.21%. Earnings per share were HK5.14 cents, as compared to the earnings per share of HK3.08 cents for the Last Year.

## REVIEW AND OUTLOOK

The volatility of the exchange rates of foreign currencies, rising interest rates, as well as escalating labour costs and the increase in metal and component prices in the People's Republic of China (the "**PRC**") exerted pressure on the Group's profit margin. Through the cost control over the Year, the Company achieved an increase in the profit margin of the Group.

The outbreak of COVID-19 pandemic (the "**Pandemic**"), the volatility of the exchange rates of foreign currencies and commodity prices may continue to cause some uncertainties in the market.

Since the outbreak of the Pandemic in the PRC in January 2020, a number of provinces and municipalities in the PRC have taken emergency public health measures and various actions to prevent the spread of the Pandemic. The Company complied with the relevant requirements issued by the government of the PRC by suspending the operation of the production facilities of the Group in the PRC temporarily after the Chinese New Year in February 2020. In mid February, the production facilities gradually resumed. The outbreak of the Pandemic is expected to continue to affect the global economy and the general business activities of the Group in 2021.

The Group will continue its strategy of investing in production facilities and automation to increase cost efficiency and productivity. At the same time, efforts will be made on strengthening our brand promotion to tap into new markets, especially in the mercury free micro button cells including batteries for Health Care Device and the Internet of Things ("**IoT**").

Facing the increase in production costs, the Group will continue to streamline its corporate structure in the PRC to maintain our competitiveness. In 2020, we completed the restructuring of Dongguan subsidiaries to achieve cost control over the cost of sales. The synergy effect is expected to bring better efficiency and save costs as a whole to the Group.

## CHAIRMAN'S STATEMENT (CONTINUED)

Despite the challenging condition of the market, the Group has continued to strive for enhancing the efficiency of production of disposable batteries. We believe that the demand from our OEM customers for disposable batteries will grow steadily as the market demand for disposable batteries is generally increasing. The Group will also continue to improve the product performance, broadening our private label customer base, expanding our retail market and online platform business in 2021. We will also strive for expanding our product portfolio and upgrading the quality, reliability and durability of our products.

### FUTURE DEVELOPMENT

Going forward, the Group will continue to strengthen its competitiveness in the market by increasing our "Research and Development" inputs, which will in turn enhance our products quality and production technology and secure our long term success in the industry. A newly designed automatic production line has been acquired in 2018 for producing HAB has commenced production in the third quarter of 2020. It will improve the production efficiency and product quality to meet the Group's plan in future expansion for the Health Care device market.

The Group is developing products bearing our own brand "Golden Power" and other private label batteries to be used in the IoT devices. We have started entering into the global IoT battery markets and will continue to expand our global market shares through our co-operation with some well-developed chain stores, e-commerce sales platform, online marketplace, distribution network and major market players over the world.

With newly acquired production lines commencing commercial production, the Group is ready to capture the rebound of demand over battery products brought by the recovery of global economy upon the gradual control of the Pandemic in 2021. While the management is prudently optimistic about the business outlook in 2021 and the general economic recovery, the Group will closely monitor the possible fluctuation of the interest rates and the exchange rates, increase in materials and labour costs and the change in market demand over battery products, in order for the Group to take timely and appropriate measures to minimise the possible negative impact which it may bring to the business of the Group.

In order to maintain our market competitiveness, the Group will continue to streamline its corporate structure in the PRC in 2021.

### APPRECIATION

On behalf of the Board, I would like to extend my sincere gratitude to the shareholders, investors, business partners, and staff members who continued to support our businesses during the outbreak of the Pandemic. We express our special thanks to those who braved personal hardship to stay in their posts during the lockdown period, their continuous support and dedication to the Group. We will continue to adopt the appropriate expansion plan, stringent cost controls and adaptable strategies to seize market opportunities, in order to maximize returns for our shareholders.

**Chu King Tien**

*Chairman and Executive Director*

Hong Kong, 25 March 2021

# MANAGEMENT DISCUSSION AND ANALYSIS

## BUSINESS REVIEW

The Shares were listed on GEM (the “**Listing**”) of the Stock Exchange on 5 June 2015 (the “**Listing Date**”) and were successfully transferred to the Main Board of the Stock Exchange (the “**Transfer of Listing**”) on 10 November 2017.

The Group is principally engaged in the manufacture and sale of a broad range of batteries for various electronic devices to the PRC, Hong Kong and international markets under both its own brand “Golden Power” and the brands of its private label and OEM customers. The products are mainly categorised into two segments, namely (i) disposable batteries; and (ii) rechargeable batteries and other battery-related products. The disposable batteries are categorised into two sub-segments, namely (i) cylindrical batteries; and (ii) micro-button cells. Other battery-related products include battery chargers, battery power packs and electric fans.

The revenue of cylindrical batteries for the Year decreased by approximately HK\$15.84 million from approximately HK\$217.19 million for the Last Year to approximately HK\$201.35 million for the Year, which was equivalent to a decrease in approximately 7.29% in revenue of cylindrical batteries. Such decrease in revenue was mainly due to decrease in its general demand in except Europe, China and Asia during the Year.

The revenue of micro-button cells for the Year increased by approximately HK\$14.60 million from approximately HK\$92.58 million for the Last Year to approximately HK\$107.18 million for the Year, which was equivalent to an increase of approximately 15.77% in revenue of micro-button cells. The revenue of rechargeable batteries and other battery-related products for the Year increased by approximately HK\$2.45 million from approximately HK\$4.44 million for the Last Year to approximately HK\$6.89 million for the Year, which was equivalent to approximately 55.18% increase in revenue of rechargeable batteries and other battery-related products. Such increase in revenue was mainly from Europe, Australia and China market.

Revenue for the Year has increased slightly by approximately 0.39% to approximately HK\$315.42 million from approximately HK\$314.20 million in the Last Year. Profit attributable to the shareholders of the Company was approximately HK\$12.34 million for the Year, as compared to a profit of approximately HK\$7.38 million in the Last Year, representing an increase of approximately 67.21%. Earnings per share were HK5.14 cents, as compared to the earnings per share of HK3.08 cents for the Last Year.

## FINANCIAL REVIEW

### Revenue

Revenue for the Year was approximately HK\$315.42 million (2019: approximately HK\$314.20 million) representing a slight increase of approximately 0.39% as compared to the Last Year. Such increase was mainly attributable to the increase in demand of button cell batteries from Europe, Australia, China and Asia but such increase was net off by the decrease of cylindrical batteries demand in Hong Kong, North and South America, Middle East, East Europe and Africa during the Year.



## MANAGEMENT DISCUSSION AND ANALYSIS (CONTINUED)

The following table sets out the breakdown of the Group's revenue by geographical locations:

	2020 HK\$'000	2019 HK\$'000
The PRC	98,179	93,505
Hong Kong	42,347	58,668
Asia (except the PRC and Hong Kong)	49,457	46,389
Europe	62,594	43,912
Eastern Europe	4,669	7,143
North America	32,006	36,164
South America	18,852	18,869
Australia	5,770	4,475
Africa	91	386
Middle East	1,450	4,692
	<b>315,415</b>	<b>314,203</b>

The following table sets out breakdown of the Group's revenue by products:

	2020 HK\$'000	2019 HK\$'000
Cylindrical batteries	201,351	217,186
Micro-button cells	107,175	92,581
Rechargeable batteries and other battery-related products	6,889	4,436
	<b>315,415</b>	<b>314,203</b>

### Gross Profit

The Group recorded a gross profit for the Year of approximately HK\$80.82 million (2019: approximately HK\$74.21 million), representing an increase of approximately 8.91% as compared to the Last Year, which was mainly due to the decrease in cost of sales by approximately HK\$5.40 million from approximately HK\$239.99 million for the Last Year to approximately HK\$234.59 million for the Year, representing a decrease of approximately 2.25%. The decrease was mainly attributable to the decrease in rental payments and labour cost after netting off the government subsidies, as a whole.

### Expenses

During the Year, the selling expenses of the Group decreased by approximately 0.38% to approximately HK\$15.86 million as compared to approximately HK\$15.92 million in the Last Year. The decrease was mainly due to the decrease in the staff costs and travelling expenses. The Group's general and administrative expenses decreased by approximately HK\$3.07 million to approximately HK\$49.46 million as compared to approximately HK\$52.53 million for the Last Year. The decrease in general and administrative expenses was mainly due to the decrease in salaries and sundry expenses.

### Finance Costs

The finance costs of the Group has decreased by approximately 36.83% to approximately HK\$3.79 million for the Year as compared to approximately HK\$6.00 million in the Last Year. The decrease was mainly due to the restructuring of the banking facilities.

### Income Tax

The income tax expense of the Group has increased by approximately HK\$4.71 million to approximately HK\$4.19 million tax expense for the Year as compared to approximately HK\$0.52 million tax credit for the Last Year. The increase was mainly from the utilisation of a PRC tax loss in the Year.

### Profit attributable to the shareholders of the Company

Profit attributable to shareholders of the Company for the Year was approximately HK\$12.34 million (2019: approximately HK\$7.38 million), representing an increase of approximately 67.21%. The increase was mainly attributable to the combined effects of i) profit from operations increased by approximately 58.01% to approximately HK\$20.32 million for the Year as compared to approximately HK\$12.86 million for the Last Year, which was primarily attributable to the decrease in the cost of sales mainly attributable to the decrease in rental payments and labour cost after netting off the government subsidies as a whole; ii) finance costs decreased by approximately 36.83% to approximately HK\$3.79 million for the Year as compared to approximately HK\$6.00 million for the Last Year, which was primarily attributable to the restructuring of the banking facilities. The increase was partially offset by the fact that the income tax expense increased to approximately HK\$4.19 million for the Year as compared to approximately HK\$0.52 million tax credit for the Last Year, which was primarily from the utilisation of a PRC tax loss in the Year.

## LIQUIDITY AND FINANCIAL RESOURCES

The Group operates a conservative set of treasury policies to ensure that no unnecessary risk is taken with respect to the Group's assets. No financial investment other than cash is currently used.

As at 31 December 2020, the cash and bank balances were approximately HK\$14.45 million, which was approximately HK\$3.78 million lower than that as at 31 December 2019 (2019: approximately HK\$18.23 million).

As at 31 December 2020, the Group has utilised banking facilities of approximately HK\$188.31 million, which was equivalent to approximately 79.40% of the total banking facilities available for the Year as compared to the utilised amount of approximately HK\$187.45 million in the Last Year which was equivalent to approximately 91.23% of the total banking facilities available for the Last Year, which represents an increase in approximately HK\$0.86 million in the utilised banking facilities as at 31 December 2020 over 31 December 2019. The increase in the banking facilities was used for the development of new production line and assets acquisition. The Directors believe that the utilisation rate of the banking facilities has been maintained at a reasonable level. During the year, the Group reviewed the types of banking facilities and opted for a different type of banking facilities, which resulted in the decrease in finance costs incurred during the year. The Directors also believe that the existing banking facilities are at a safe level to support the Group's operating needs.

### CHARGES ON ASSETS

The Group's bank borrowing facilities were secured mainly by the Group's plant and machinery and office building (including investment properties) with carrying value of approximately HK\$158.09 million as at 31 December 2020 (2019: approximately HK\$152.45 million).

### EXPOSURE TO FLUCTUATIONS IN EXCHANGE RATES AND RELATED HEDGES

The assets, liabilities and transactions of the Group are mainly denominated in Hong Kong dollars, Renminbi and US dollars. Each of the Group's operating entities borrowed in local currencies (Hong Kong dollars for the Hong Kong entities, Renminbi for the PRC entities) and US dollars where necessary in order to minimise currency risk.

As at 31 December 2020, the Group has not entered into any foreign exchange contracts to hedge against the fluctuation in exchange rates and the Group did not have any foreign currency investments which have been hedged by currency borrowing and the Group did not enter into any other hedging instruments.



## FINANCIAL KEY PERFORMANCE INDICATORS

	2020	2019
Gross profit margin	25.62%	23.62%
Net profit margin	3.91%	2.35%
Gearing ratio	0.76	0.81

### *Gross Profit Margin*

The gross profit margin increased by approximately 2.00% from approximately 23.62% for the Last Year to approximately 25.62% for the Year. It was mainly due to the decrease in cost of production, including the material consumption and production overhead throughout the Year.

### *Net Profit Margin*

The net profit margin increased by approximately 1.56% to approximately 3.91% for the Year as compared to approximately 2.35% for the Last Year. The increase in the net profit margin was mainly attributable to the decrease in the cost of sales, selling expenses and general and administrative expenses.

### *Gearing Ratio*

The gearing ratio decreased by 0.05 to 0.76 for the Year as compared to 0.81 for the Last Year. The decrease was mainly due to the increase in the total equity during the Year. Gearing ratio is defined as the total other payables and accruals, contract liabilities, bank borrowings and lease liabilities divided by total equity.

## CONTINGENT LIABILITIES

As at 31 December 2020, the Group did not have any material contingent liabilities (2019: nil).

## CAPITAL STRUCTURE

There has been no change in the issued share capital of the Company during the Year. The capital structure of the Group consists of bank borrowings, net of bank balances and cash and equity attributable to shareholders of the Group comprising issued share capital and reserves. The issued share capital of the Group comprises ordinary Shares only. Total equity of the Group amounted to approximately HK\$272.09 million as at 31 December 2020 (2019: approximately HK\$254.80 million).

## DIVIDEND

The Directors did not recommend the payment of any dividend for the Year (2019: nil).

## CAPITAL COMMITMENT

As at 31 December 2020, the Group had capital expenditures contracted for approximately HK\$22.22 million on a newly designed and automatic production line and others auxiliary machineries for producing mercury-free, cadmium-free and lead-free alkaline cylindrical batteries, micro button cells and Hearing Aid Battery ("HAB").

## SIGNIFICANT INVESTMENTS HELD

As at 31 December 2020, the Group had the following significant investments: (i) the Company's investment in various subsidiaries; (ii) the investment in two investment properties located at Flat B and Flat D of 20/F., Block 1, Tai Ping Industrial Centre, No. 57 Ting Kok Road, Tai Po, New Territories, which are held by Golden Power Properties Limited (an indirect wholly-owned subsidiary of the Company) and respectively leased to two separate independent third parties under two-year term tenancy agreements entered on 16 July 2019 and on 17 July 2019, respectively, with monthly rentals at market rate and (iii) Shop 29, Ground Floor of Fortune Plaza, No. 4 On Chee Road, Tai Po, New Territories, Hong Kong (the "Fortune Plaza Shop"), which is held by China Scene Limited (an indirect wholly-owned subsidiary of the Company) and was leased to an independent third party under two-year term tenancy agreements entered into on 18 June 2020 for commercial purpose at market rent.

Save as the above, the Group did not hold any other significant investments as at 31 December 2020.

### FUTURE PLANS FOR MATERIAL INVESTMENT OR CAPITAL ASSET

The Group has from time to time been exploring investment opportunities that would benefit the shareholders of the Company as a whole. Except for those disclosed in this annual report, the Group did not have any specific plans for material investment or capital asset as at 31 December 2020.

### MATERIAL ACQUISITIONS OR DISPOSALS OF SUBSIDIARIES, ASSOCIATES AND JOINT VENTURES

During the Year, as part of the Group's plan to streamline the corporate structure in the PRC, Dongguan Golden Power Battery Industries Company Limited (東莞金力電池實業有限公司) ("Dongguan Golden Power") was merged with Dongguan Victory Battery Industries Company Limited (東莞勝力電池實業有限公司), after which Dongguan Golden Power was deregistered and was no longer a subsidiary of the Company.

Save as disclosed above, there were no material acquisitions or disposals of subsidiaries, associates or joint ventures of the Group during the Year.

### PRINCIPAL RISKS AND UNCERTAINTIES

The followings are some principal risks and uncertainties facing the Group, which may materially adversely affect its business, financial condition or results of operations:

- (i) The Group's business and operation may be seriously affected by the Pandemic or other public health incidents which may cause lock-down, travel restrictions and suspension of work in the PRC, Hong Kong or elsewhere;
- (ii) The Group has no long-term sales contracts with most of its major customers. If the business relationships with the major customers deteriorates or if any of the major customers reduces substantially its purchases from the Group or terminates its business relationship with the Group entirely, the business, results of operations and financial condition of the Group may be adversely affected;
- (iii) The demand for disposable batteries in general and alkaline cylindrical batteries depends on the need for such disposable batteries to operate various electronic devices, the demand for which is in turn affected by technological advances and consumer preferences. Further, technological advances and increasing environmental awareness may cause consumer demand to shift from alkaline cylindrical batteries to other disposable batteries, from disposable batteries to rechargeable batteries as a substitute or even to other forms of electronic products or energy which do not require the use of batteries;
- (iv) The Group's revenue was denominated in Renminbi, Hong Kong dollars and US dollars and the cost of sales was primarily denominated in Renminbi and the remaining denominated in Hong Kong dollars, US dollars and Euros. The value of Renminbi against Hong Kong dollars and other currencies may fluctuate and is affected by, among other things, changes in political and economic conditions in the PRC;
- (v) The Group's business is subject to seasonality, therefore the first quarter of a year may record relatively lower revenue. In particular, the revenue generated during the month of Chinese New Year may be significantly lower than the average revenue generated during a year; and
- (vi) The Group manufactures some of the products on a made-to-stock basis (that is the Group manufactures before the customers place orders with it) with reference to the sales forecast prepared in the light of the customers' historical buying pattern, particularly batteries to be sold to the customers under the Group's branded business which adopt its original design and specifications. If the sales forecast turns out to be inaccurate and the customers do not place orders with the Group in the volumes as expected, the products produced may not be absorbed by other customers, and the Group's business, results of operations and financial condition may be adversely affected.

For more details about the general risks and uncertainties in relation to the Group, please refer to the section headed "Risk Factors" in the prospectus of the Company dated 29 May 2015 (the "Prospectus").



## MANAGEMENT DISCUSSION AND ANALYSIS (CONTINUED)

### EMPLOYEES AND REMUNERATION POLICY

The Directors believe that employees are an important asset to the Group and the quality of the employees is an important factor in sustaining the Group's business growth and improving its profitability. The Group's remuneration package is structured with reference to the individual performance, working experience and prevailing salary levels in the market. In addition to basic salary and contributions to the mandatory provident fund, staff benefits also include medical insurance scheme and the share option scheme.

As at 31 December 2020, the Group had a total of 525 employees (2019: 532 employees). The Group's staff costs, including Directors' emoluments, amounted to approximately HK\$48.69 million in the Year (2019: approximately HK\$50.63 million) representing a decrease of approximately 3.83% for the Year. Directors' remuneration for the Year amounted to approximately HK\$8.85 million (2019: approximately HK\$6.87 million) which included remuneration of the independent non-executive Directors for a total amount of approximately HK\$0.46 million (2019: approximately HK\$0.46 million).

### ENVIRONMENTAL POLICIES AND PERFORMANCE

The Group's business is subject to the relevant PRC national and local environmental laws and regulations, such as the Environmental Protection Law of the PRC. These laws and regulations govern a broad range of environmental matters, including discharge of wastewater and disposal of hazardous waste. A summary of the environmental protection laws and regulations applicable to the Group is set out in the section headed "Regulatory Overview" in the Prospectus.

To ensure compliance with the applicable environmental regulations and laws, the Group has entered into several service contracts with professional waste disposal service companies for the disposal of hazardous waste produced in the Group's production process. These professional waste disposal service companies have obtained operation permits of hazardous waste for the disposal of hazardous waste listed in the national catalogue of hazardous waste. They have also obtained operation permits of road transport for the transportation of hazardous waste or have entrusted qualified transportation service companies to carry out the transportation of hazardous waste under the relevant laws.

Prior to the entering into waste disposal service agreements with the waste disposal service companies, the Group generally required them to provide copies of the relevant permits, which would be checked against the originals and attached as appendices to the relevant agreements. The Group also conducts regular review on the validity and renewal status of such permits held by the waste disposal service companies engaged by the Group.

The Group has also appointed Mr. Liang Tao, the general manager of Goldtium (Jiangmen) Energy Products Company Limited ("**Goldtium Jiangmen**"), an indirect wholly-owned subsidiary of the Company, and one of the senior management members, to supervise and monitor compliance with statutory regulations and the Group's internal standard in respect of environmental matters.

During the Year, the Group was not subject to any major environmental claims, lawsuits, penalties, administrative or disciplinary actions.

For more information in our environmental policies, please refer to our ESG Report in this report.

### COMPLIANCE WITH RELEVANT LAWS AND REGULATIONS

During the Year and up to the date of this report, the Group has complied with all the relevant laws and regulations in Hong Kong and the PRC in all material respects.

The Company has adopted the Corporate Governance Code (the "**CG Code**") as set out in Appendix 14 of the Listing Rules.

During the Year, the Board is of the opinion that the Company has complied with all the applicable code provisions set out in the CG Codes. For further information, please refer to the Corporate Governance Report in this annual report.

### MODEL CODE FOR DIRECTORS' SECURITIES TRANSACTIONS

The Company has adopted the Model Code for Securities Transactions by Directors of Listed Issuers (the "Model Code") as set out in Appendix 10 of the Listing Rules as the required standards for securities transactions by Directors. The Company has made specific enquiries to each of the Director and all Directors confirmed that they have complied with the required standards set out in the Model Code regarding Directors' securities transactions throughout the Year.

### KEY RELATIONSHIPS WITH EMPLOYEES, CUSTOMERS AND SUPPLIERS

During the Year, the Group has maintained good relationship with its employees, customers and suppliers. The Group will continue to ensure effective communication and maintain good relationship with them.

The Group has been looking for new opportunities and has built up good relationships with its customers so as to accelerate the growth momentum. To retain the existing customers, the Group will provide the technical updates on the products development to cater for the customers' needs. The Group has successfully maintained relationships with a number of customers for more than five years, including the Group's major customers.

The Group selects its suppliers and subcontractors according to the internal quality evaluation system and maintains a list of approved suppliers and subcontractors from time to time. For the purpose of maintaining the quality of the products, the Group only purchases raw materials and trading products from the approved suppliers and outsources its packaging, electroplating and printing processes to the approved subcontractors.

The Group generally does not enter into long-term procurement contracts with its suppliers in order to maintain flexibility in being able to source raw materials at a competitive price. Its major suppliers include suppliers of raw materials and packaging materials. The Group has established an average of more than five years of business relationships with a majority of its major suppliers.

### FUTURE DEVELOPMENT

The Group will continue to invest in its production facilities and upgrade the production lines in order to enhance the production capacity and efficiency in 2021. A newly designed automatic production line has been acquired in 2018 for producing HAB has commenced production in the third quarter of 2020. It will improve the production efficiency and product quality to meet the Group's plan in future expansion for the Health Care device market.

The Group is developing batteries to be used in the IoT markets which bear the Group's own brand "Golden Power" and other private label brands. The Group started entering into the global IoT battery markets and will continue to expand its global market shares through its co-operation with some well-developed chain stores, e-commerce sales platform, online marketplace, distribution network and major market players over the world.

In order to maintain its market competitiveness, the Group will continue to streamline its corporate structure in the PRC in 2021.



# BIOGRAPHICAL DETAILS OF DIRECTORS AND SENIOR MANAGEMENT

## EXECUTIVE DIRECTORS

**Mr. Chu King Tien**, aged 66, an executive Director and chairman of the Group, was appointed as a Director on 7 June 2012, the date of incorporation of the Company, and has been serving as the executive Director and chairman of the Company since 1 April 2013. He is responsible for the overall corporate development and strategic planning of the Group. Mr. Chu has extensive experience in the disposable battery industry and has been engaged in such business for over 45 years.

In January 1983, Mr. Chu became a director of Golden Power Industries Limited (“**Golden Power Industries**”), an indirect wholly-owned subsidiary of the Company, and has been holding the position since then. From May 1993 to April 2000, Mr. Chu had been the executive director of China Oil and Gas Group Limited, the holding company of Golden Power Industries at the time, which was listed on the Stock Exchange, and was mainly responsible for assisting in corporate planning, marketing and overall administration. In July 2003, Mr. Chu, together with an independent third party, acquired Golden Power Investments (B.V.I.) Limited and its subsidiaries through Golden Villa Ltd. (“**Golden Villa**”).

Mr. Chu and Golden Villa, which is wholly-owned by Mr. Chu, are the controlling shareholders (as defined under the Listing Rules) of the Company. Mr. Chu also serves as a director of all the subsidiaries of the Group. Mr. Chu is the father of Mr. Chu Ho Wa, an executive Director of the Company.

**Ms. Chu Shuk Ching**, aged 58, an executive Director and chief executive officer of the Company, was appointed as a Director on 7 June 2012, the date of incorporation of the Company, and has been serving as an executive Director and the chief executive officer of the Company since 1 April 2013. She is responsible for the overall management, administration and implementation of policy of the Group. Ms. Chu has been engaging in the disposable battery industry for over 33 years.

Ms. Chu graduated from the York University in Canada with a bachelor degree of Administrative Studies in 1985. Ms. Chu had served as the general manager of Golden Power Industries from March 2000 to March 2005 and she has become a director of Golden Power Industries since July 2003. Ms. Chu has also become the director and general manager of Golden Power Corporation since April 2005.

Ms. Chu is currently the director of twelve subsidiaries of the Company, namely Best Kind Holdings Limited, Golden Power Corporation (Hong Kong) Limited (“**Golden Power Corporation**”), Gain Smart Limited, Giant Moral Limited, Golden Power Industries, Champ Profit Development Limited, Big Power Limited, Golden Pilot Limited, Pointway Corporation Limited, Ample Top Enterprises Limited, Golden Power Properties Limited and Merchant Port Limited. She is also the younger sister of Ms. Chu Suk Man, the deputy general manager of Golden Power Corporation.

**Mr. Tang Chi Him**, aged 49, an executive Director, has been serving as an executive Director since 1 April 2013 and is also the general manager of the Group. He is mainly responsible for overseeing the overall management of the Group’s production facilities located in Dongguan and Jiangmen and administrating the manufacturing operations of the production facility in Dongguan and Jiangmen as well.

Mr. Tang graduated from The Hong Kong Polytechnic (now known as The Hong Kong Polytechnic University) in 1994 with a higher diploma in manufacturing engineering. He further acquired a bachelor degree of manufacturing engineering in 1999 and a master of science in engineering management in 2005 from the City University of Hong Kong. Mr. Tang joined Golden Power Industries in 1995 as an engineer and assistant superintendent. He left the Group in 2000 and rejoined Golden Power Industries in 2005 as a manager and was later transferred and become the general manager of Golden Power Corporation since 2012.

**Mr. Chu Ho Wa**, aged 36, an executive Director, has been serving as an executive Director since 1 April 2013 and is also the marketing manager and corporate business development manager of the Group, who is mainly responsible for developing and implementing the strategic sales and marketing plans, looking for new marketing opportunities and liaising with existing customers. Mr. Chu is currently the director of a subsidiary of the Company, namely Merchant Port Limited.

## BIOGRAPHICAL DETAILS OF DIRECTORS AND SENIOR MANAGEMENT (CONTINUED)

Mr. Chu acquired the bachelor of science degrees in Mathematics and Chemistry from the Imperial College of Science, Technology and Medicine of the University of London in the United Kingdom in 2006 and 2009, respectively. Mr. Chu joined the Group in 2009 as an assistant to director in Golden Power Corporation and had been its senior marketing executive from 2011 to 2014 and a manager of its corporate business development department since 2013.

Mr. Chu Ho Wa is the son of Mr. Chu King Tien.

### INDEPENDENT NON-EXECUTIVE DIRECTORS

**Mr. Hui Kwok Wah**, aged 48, an independent non-executive Director, was appointed as an independent non-executive Director on 15 May 2015, and serves as the chairman of the audit committee and remuneration committee of the Company. He is responsible for giving independent advice to the Group. Mr. Hui has extensive experience in the accountancy field and has been engaging in such profession for over 23 years.

Mr. Hui obtained a bachelor of arts degree in accountancy from the City University of Hong Kong in 1996. After graduation, Mr. Hui worked for international accounting firms, including Moores Rowland and KPMG. He founded Kenny K. W. Hui & Co., CPA in May 2013 and has been its sole proprietor since then.

Mr. Hui is a member of the Hong Kong Institute of Certified Public Accountants since 2000 and has been a practicing member since May 2013. Being a certified tax adviser, Mr. Hui is also a fellow member of the Taxation Institute of Hong Kong since 2010.

**Mr. Ma Sai Yam**, aged 57, an independent non-executive Director, was appointed as an independent non-executive Director on 15 May 2015. He is responsible for giving independent advice to the Group. Mr. Ma has extensive experience in the legal field and has been engaging in such profession for over 22 years.

Mr. Ma obtained a bachelor of science degree in economics from the University of London in the United Kingdom as an external student in 1991. He subsequently obtained a Postgraduate Certificate in Laws from The University of Hong Kong and a master degree in laws from Renmin University of China in the PRC in 2012.

Mr. Ma was admitted to practise law as a solicitor in Hong Kong in 1997 and has been a member of The Law Society of Hong Kong since then. Mr. Ma founded Messers. Ma Tang & Co. and has been its partner since then.

Mr. Ma has been an independent non-executive director of Jiande International Holdings Limited (a company listed on the Main Board of the Stock Exchange, stock code: 865) since 25 October 2016.

Mr. Ma also has been an independent non-executive director of Artini Holdings Limited (a company listed on Main Board of the Stock Exchange, stock code: 789) since 13 February 2020.

**Mr. Chow Chun Hin Leslie**, aged 37, an independent non-executive Director, was appointed as an independent non-executive Director on 15 May 2015. He is responsible for giving independent advice to the Group. Mr. Chow has extensive experience in financial advising and has been engaging in such profession for over 14 years.

Mr. Chow graduated from the University of California in the United States in 2005 with a bachelor of arts degree in business economics. Mr. Chow is currently the chief financial officer of Phase Scientific International Limited, and his responsibilities include planning, implementing, managing and controlling all financial-related activities of the company, which includes accounting, finance, forecasting, strategic planning, investor and public relationships, and private and institutional financing functions.

Mr. Chow was an independent non-executive director of PPS International (Holdings) Limited (a company listed on GEM of the Stock Exchange, stock code: 8201) from 23 September 2015 to 25 April 2016.



## BIOGRAPHICAL DETAILS OF DIRECTORS AND SENIOR MANAGEMENT (CONTINUED)

### SENIOR MANAGEMENT

**Mr. Liang Tao**, aged 54, is currently the general manager of Goldtium Energy, an indirect wholly-owned subsidiary of the Company. He is responsible for overseeing all the production and quality control matters of the Group's production facility in Jiangmen as well as the management, PRC compliance and research and development of the Group.

Mr. Liang has over 25 years' experience in the disposable battery industry. He became the general manager and quality control and production superintendent of Goldtium Energy since 2011 and has been holding this position in the Group since then.

**Ms. Chu Suk Man**, aged 61, has been the deputy general manager of Golden Power Corporation since 2005. She is responsible for overseeing the global sourcing department and carrying out strategic planning for procurement of raw materials and semi-finished products to meet the production needs of the Group.

Ms. Chu was the accounting manager of Golden Power Industries from 1989 to 2000. She then left the Group and rejoined Golden Power Industries in 2002. She was transferred to Golden Power Corporation on 1 April 2005 and has been a deputy general manager since then.

Ms. Chu Suk Man is the elder sister of Ms. Chu Shuk Ching, an executive Director and the chief executive officer of the Group.

**Ms. Wong In San**, aged 56, has been the general manager of Golden Power Corporation since 2018. She is responsible for managing the human resources and administration department to formulate and execute human resources management policies and procedures of the Group.

Ms. Wong graduated from The Chinese University of Hong Kong in 1987 with a bachelor degree in social sciences. She joined the Group in 1988 and had served as an export manager and then a deputy general manager of Golden Power Industries. She was transferred to Golden Power Corporation on 1 April 2005 and has become the general manager in 2018.

**Mr. Wong Kai Hung**, aged 56, has been the deputy general manager of Golden Power Corporation since 2008. He is responsible for planning, developing and implementing the strategic sales and marketing plans as well as leading and managing a team of salespersons of the Group.

Mr. Wong joined the Group in 1992 as a trading executive of Golden Power Industries. He was transferred to Golden Power Corporation and promoted to be a senior sales and marketing manager of the Group and has subsequently become the deputy general manager of the Group since April 2008.

**Ms. Fung Ching Yee**, aged 43, has been the deputy general manager of Golden Power Corporation. She is responsible for planning, developing and implementing the strategic sales and international marketing as well as leading and managing an international marketing team of salespersons of the Group.

Ms. Fung joined the Group in 2007 as an assistant marketing manager of Golden Power Corporation. She holds a Bachelor Degree from the Uni of Wollongong in 2000 and a Master of Commerce Degree in University of New South Wales in 2001.

## BIOGRAPHICAL DETAILS OF DIRECTORS AND SENIOR MANAGEMENT (CONTINUED)

**Mr. Tse Kar Keung**, aged 52, the financial controller and company secretary, joined the Group in March 2010. He is responsible for reviewing and supervising the Group's overall internal control system and accountancy function.

Mr. Tse acquired a master degree in science in applied accounting and finance in the Hong Kong Baptist University in 2011. He has been a member and a fellow of the Association of Chartered Certified Accountants since 2008 and 2013, respectively. He has also been a member and a fellow of the Hong Kong Institute of Certified Public Accountants since 2009 and 2016 respectively. Mr. Tse also obtained a master degree in science in professional accounting and corporate governance in the City University of Hong Kong in 2016. He has also been a member and a fellow of the Hong Kong Institute of Chartered Secretaries and the Institute of Chartered Secretaries and Administrators in 2017 and 2018, respectively. He joined the Group in 2010 as a senior accounting manager and assistant to chairman of Golden Power Corporation.

### COMPANY SECRETARY

**Mr. Tse Kar Keung** was appointed as the company secretary of the Company on 18 April 2013. Mr. Tse, being also the financial controller of the Group, is also a member of the senior management of the Group. For his biography, please refer to the paragraph headed "Senior Management" under this section.

### COMPLIANCE OFFICER

**Ms. Chu Shuk Ching** is the compliance officer of the Company. For details of her biography, please refer to the paragraph headed "Executive Directors" under this section.



# CORPORATE GOVERNANCE REPORT

Pursuant to paragraph 34 of Appendix 16 of the Listing Rules, the Board is pleased to present the corporate governance report of the Company for the Year.

The Directors recognise the importance of incorporating elements of good corporate governance in the management structures and internal control procedures of the Group so as to achieve effective accountability to the shareholders as a whole. The Directors continuously observe the principles of good corporate governance in the interests of shareholders and are dedicated to identifying and formalizing the best practice in relation to corporate governance. The Company has adopted the Corporate Governance Code (the “**CG Code**”) as set out in Appendix 14 of the Listing Rules. Save as disclosed below, the Company has complied with all the code provisions in the CG Code for the Year.

During the Year, the Board is of the opinion that the Company has complied with all the applicable code provisions set out in the CG Code.

## MODEL CODE FOR DIRECTORS’ SECURITIES TRANSACTIONS

The Company has adopted the Model Code for Securities Transactions by Directors of Listed Issuers (the “**Model Code**”) as set out in Appendix 10 of the Listing Rules as the required standards for securities transactions by Directors. The Company has made specific enquiries to each of the Director and all Directors confirmed that they have complied with the required standards set out in the Model Code regarding Directors’ securities transactions throughout the Year.

## BOARD OF DIRECTORS

### Board Diversity Policy

The composition of the Board reflects the necessary balance of skills and experience desirable for effective leadership of the Company and independence in decision making. Pursuant to the CG Code, the Board has adopted a board diversity policy (the “**Board Diversity Policy**”). The Company recognises and benefits from the diversity of Board members. The Company recognizes and embraces the benefits of having a diverse Board and sees increasing diversity at the Board level as an essential element in maintaining the Company’s competitive advantage. The Company believes that greater diversity of directors is good for corporate governance and is committed:

- To attract and retain candidate(s) for Board with a combination of competencies from the widest possible pool of available talents.
- To maintain a Board with diversity perspectives at all levels, in particular, those are aligning with the Company’s strategy and objectives.
- To assess regularly the diversity profile of the Board and, where applicable, senior management prepared for the Board positions under the succession planning of the Company and the progress on achieving diversity objectives, if any.
- To ensure that the selection and nomination of Board positions are appropriately structured so that a diverse range of candidates can be considered.
- To set up appropriate procedures for development of a broader and more diverse pool of skilled and experienced senior management that would be prepared for Board positions.
- To ensure that changes to the Board’s composition can be managed without undue disruption.

While appointments of all members of the Board will continue to be made on a merit basis, the Company will ensure that the Board diversity has been considered from a wide range of aspects, including but not limited to gender, age, cultural and educational background, professional experience, skill, knowledge and length of service, and any other factors that the Board may consider relevant and applicable from time to time. The goal of the Board diversity is to ensure that a balanced composition of skill, experience and expertise offered by different Directors in the Board can provide a wider range of prospectives, insights and solutions to the Company and enable the Board to discharge its duties effectively and support the sustainable growth of the Company in the long run.

### **Composition of the Board**

As at the date of this report, the Board comprises seven Directors, including four executive Directors and three independent non-executive Directors:

#### *Executive Directors*

Mr. Chu King Tien (*the chairman of the Group*)  
Ms. Chu Shuk Ching  
Mr. Tang Chi Him  
Mr. Chu Ho Wa

#### *Independent non-executive Directors*

Mr. Hui Kwok Wah  
Mr. Ma Sai Yam  
Mr. Chow Chun Hin Leslie

In compliance with rule A.2.1 of Appendix 14, the roles of chairman and chief executive officer of the Group are separated and performed by different individuals, namely Mr. Chu King Tien and Ms. Chu Shuk Ching, respectively.

Pursuant to article 108 of the articles of association of the Company (the “**Articles**”), one-third of the Directors shall retire from office by rotation at each annual general meeting and every Director shall be subject to retirement by rotation at least once every 3 years. A retiring Director shall be eligible for re-election.

Saved as disclosed in the section “Biographical Details of Directors and Senior Management” in this report, there is no financial, business, family or other material or relevant relationship among members of the Board and senior management.

### **Independent non-executive Directors**

In compliance with the requirements set out in Rule 3.10(2) of the Listing Rules, the Board consists of three independent non-executive Directors during the Year. One of them, namely Mr. Hui Kwok Wah, possesses appropriate professional qualifications or accounting or related financial management expertise. During the Year and as of the date of this report, the number of independent non-executive Directors represents at least one-third of the Board which is in compliance with Rule 3.10A. As such, the Company believes that there is sufficient independence element in the Board to safeguard the interests of the shareholders of the Company.

Specific enquiry has been made by the Company to each independent non-executive Director to confirm their independence pursuant to rule 3.13 of the Listing Rules, and each of them confirmed that he is independent of the Company and there has been no circumstances which would render them not to be independent as contemplated under the Listing Rules. Based on the confirmations received and upon the recommendation of the Nomination Committee, the Board considers that all the independent non-executive Directors are independent within the meaning of the Listing Rules.



## CORPORATE GOVERNANCE REPORT (CONTINUED)

In accordance with code provision A.4.1 of the Code, the Company has entered into an appointment letter with each of the independent non-executive Directors for a fixed term of two years commencing from June 2020 subject to re-election, which may be terminated by either the Company or the Director in accordance with the terms thereof.

In addition, the Chairman of the Board held a meeting with the independent non-executive Directors without the presence of the other executive Directors during the year.

### Functions of the Board

The overall management of the Company's operation was vested in the Board. The principal function of the Board is to make key decisions, consider and approve the overall plans and strategies and the management of the Company. The Group has an independent management team, which is led by a team of senior management with substantial experience and expertise in the Group's business and to which the Board has delegated the authority and responsibility for implementing the Group's policies and strategies.

All Directors have separate and independent access to the Group's senior management to fulfill their duties. Independent professional advice can be sought to assist the relevant Directors to discharge their duties at the Group's expense upon their request. During the Year, in accordance with the Code provision C.1.2, all the Directors are provided with monthly updates on the Company's performance, position and prospect to enable the Board as a whole and each Director to discharge their duties.

### Board and General Meetings

During the Year, four board meetings were held on 20 March 2020, 21 May 2020, 20 August 2020 and 28 December 2020, respectively. During the Year, an annual general meeting was held on 21 May 2020 (the "2020 AGM"). Save for the 2020 AGM, no other general meeting was held during the Year. Subsequent to the Year and up to the date of this report, one board meeting was held on 25 March 2021. The forthcoming annual general meeting of the Company is scheduled to be held on Friday, 21 May 2021 (the "2021 AGM").

The individual attendance record of each Director at the Board meetings during the Year is set out below:

<b>Name of the Directors</b>	<b>Attendance/ Number of Board meetings</b>
<i>Executive Directors</i>	
Mr. Chu King Tien ( <i>Chairman</i> )	4/4
Ms. Chu Shuk Ching	4/4
Mr. Tang Chi Him	4/4
Mr. Chu Ho Wa	4/4
<i>Independent non-executive Directors</i>	
Mr. Hui Kwok Wah	4/4
Mr. Ma Sai Yam	4/4
Mr. Chow Chun Hin, Leslie	4/4

The company secretary of the Company attended all the Board meetings held during the Year to report matters arising from corporate governance, risk management, statutory compliance, accounting and finance of the Group.

## CORPORATE GOVERNANCE REPORT (CONTINUED)

The individual attendance record of each Director at the 2020 AGM are set out below:

<b>Name of the Directors</b>	<b>Attendance at 2020 AGM</b>
<i>Executive Directors</i>	
Mr. Chu King Tien ( <i>Chairman</i> )	Yes
Ms. Chu Shuk Ching	Yes
Mr. Tang Chi Him	Yes
Mr. Chu Ho Wa	Yes
<i>Independent non-executive Directors</i>	
Mr. Hui Kwok Wah	Yes
Mr. Ma Sai Yam	Yes
Mr. Chow Chun Hin, Leslie	Yes

### **Corporate Governance Functions and Conduct of Meetings**

No corporate governance committee has been established and the Board is responsible for performing the corporate governance functions as set out in provision D.3.1 of the Code, such as developing and reviewing the Company's policies and practices on corporate governance, reviewing and monitoring the training and continuous professional development of the Directors and senior management, and reviewing and monitoring the Company's policies and practices on compliance with legal and regulatory requirements, etc.

Provision A.1.3 of the Code stipulates that at least 14 days' notice should be given for a regular Board meeting. For other Board and committee meetings, reasonable notices are required to be given. An agenda and accompanying board papers are sent to all Directors at least three days before each Board meeting to keep the Directors apprised of the latest developments and financial position of the Company and to enable them to make informed decisions. All the Directors are given an opportunity to include matters in the agenda for regular Board meetings. The Directors also have separate independent professional advice at the Company's expense to assist them in performing their duties to the Company.

Minutes of all Board meetings recording sufficient details of matters considered and decisions made are duly kept by the secretary of the meetings and open for inspection on reasonable notice by the Directors.

### **Directors' continuous training and professional development**

Pursuant to provision A.6.5 of the Code, all the Directors should participate in continuous professional development to develop and refresh their knowledge and skills. This is to ensure that their contribution to the Board remains informed and relevant. During the Year, all the Directors have participated in continuous professional development by attending training courses or reading relevant materials on the topics related to corporate governance and relevant update of the Listing Rules.



## CORPORATE GOVERNANCE REPORT (CONTINUED)

The individual training record of each Director received during the Year is summarised below:

<b>Name of Directors</b>	<b>Attending seminar(s)/ reading relevant materials on the topics related to corporate governance and Listing Rules</b>
<i>Executive Directors</i>	
Mr. Chu King Tien ( <i>Chairman</i> )	Yes
Ms. Chu Shuk Ching	Yes
Mr. Tang Chi Him	Yes
Mr. Chu Ho Wa	Yes
<i>Independent non-executive Directors</i>	
Mr. Hui Kwok Wah	Yes
Mr. Ma Sai Yam	Yes
Mr. Chow Chun Hin, Leslie	Yes

### BOARD COMMITTEES

The Board has established three Board committees to oversee specific aspects of the Group's affairs and assist it in the execution of its responsibilities. Each committee has its specific written terms of reference which clearly outline the committees' authority and duties, and which require the committee to report on its decisions or recommendations to the Board. All Board committees are provided with sufficient resources to discharge their duties, including access to management or professional advice if considered necessary.

#### Audit Committee

The Company has established an audit committee (the "**Audit Committee**") on 15 May 2015 with written terms of reference in compliance with the Listing Rules. The Audit Committee has three members comprising all the independent non-executive Directors, namely, Mr. Hui Kwok Wah (chairman of the Audit Committee), Mr. Ma Sai Yam and Mr. Chow Chun Hin, Leslie.

All members of the Audit Committee possess appropriate knowledge and financial experience to perform their duties. The composition of the Audit Committee meets the requirements of Rule 3.21 of the Listing Rules. The primary duties of the Audit Committee, among other things, are to ensure the adequacy and effectiveness of the accounting and financial controls of the Group, oversee the performance of internal control systems and financial reporting process, monitor the integrity of the financial statements and compliance with statutory and requirements under the Listing Rules and oversee the independence and qualifications of the external auditors and objectivity and the effectiveness of the audit process in accordance with applicable standards.

The Audit Committee has reviewed the consolidated financial statements for the Year and the Audit Committee is of the opinion that the audited financial statements of the Group of the Year comply with the applicable accounting standards and the Listing Rules and adequate disclosures have been made therein.

## CORPORATE GOVERNANCE REPORT (CONTINUED)

Four Audit Committee meetings were held during the Year. The attendance records of each member of the Audit Committee at the said meetings are as follows:

<b>Name of the Directors</b>	<b>Attendance/ Number of Audit Committee meetings</b>
<i>Independent non-executive Directors</i>	
Mr. Hui Kwok Wah ( <i>Chairman</i> )	4/4
Mr. Ma Sai Yam	4/4
Mr. Chow Chun Hin, Leslie	4/4

In performing its duties in accordance with its terms of reference, the works performed by the Audit Committee during the Year included, among other things, the followings:

- A. reviewed and supervised the financial reporting process and internal control system of the Group;
- B. made recommendations to the Board on the appointment of external auditor and gave approval of their remuneration;
- C. met with external auditor and reviewed their independent audit reports; and
- D. reviewed the financial statements for the relevant periods.

### Remuneration Committee

The Company has established a remuneration committee (the "**Remuneration Committee**") on 15 May 2015 with written terms of reference in compliance with the Listing Rules. The Remuneration Committee comprises one executive Director, namely, Mr. Chu King Tien and two independent non-executive Directors, namely, Mr. Hui Kwok Wah and Mr. Ma Sai Yam, with Mr. Hui Kwok Wah being appointed as the chairman of the Remuneration Committee.

The primary duties of the Remuneration Committee are, among other things, to make recommendations to the Board on the remuneration packages of individual executive Directors and senior management which should include benefits in kind, pension rights and compensation payments including any compensation payable for loss or termination of their office or appointment, to ensure none of the Directors or any of his associate is involved in deciding his own remuneration, and make recommendations to the Board on the remuneration of the independent non-executive Directors.

Meeting of the Remuneration Committee shall be held at least once a year. One meeting of the Remuneration Committee was held during the Year. The attendance records of each member of the Remuneration Committee at the said meeting are as follows:

<b>Name of the Directors</b>	<b>Attendance/ Number of Remuneration Committee meetings</b>
<i>Executive Director</i>	
Mr. Chu King Tien	1/1
<i>Independent non-executive Directors</i>	
Mr. Hui Kwok Wah ( <i>Chairman</i> )	1/1
Mr. Ma Sai Yam	1/1

## CORPORATE GOVERNANCE REPORT (CONTINUED)

During the Year, the Remuneration Committee has, among other things, reviewed the remuneration package of the Directors and senior management of the Group and recommendation was made to the Board in relation to their remuneration package.

Pursuant to code provision B.1.5 of the CG Code, the remuneration paid to the members of the senior management (excluding Directors) by band during the year ended 31 December 2020 is set out below:

Remuneration band (HK\$)	Number of person(s)
Nil to 1,000,000	5
1,000,001 to 1,500,000	1
1,500,001 to 2,000,000	—
2,000,001 to 2,500,000	—

### Nomination Committee

The Company has established a nomination committee (the “**Nomination Committee**”) on 15 May 2015 with written terms of reference in compliance with the Listing Rules. The Nomination Committee comprises one executive Director namely, Mr. Chu King Tien and two independent non-executive Directors, namely, Mr. Hui Kwok Wah and Mr. Ma Sai Yam, with Mr. Chu King Tien being appointed as the chairman of the Nomination Committee.

The roles and functions of the Nomination Committee include, among other things, reviewing the structure, size and composition of the Board at least once a year, making recommendations on any proposed changes to the Board to complement the Company’s corporate strategy, identifying individuals suitably qualified to become members of the Board and selecting, or making recommendations to the Board on the selection of individuals nominated for directorship, assessing the independence of the independent non-executive Directors and making recommendations to the Board on the appointment or re-appointment of the Directors and making succession planning for Directors, in particular the chairman and the chief executive officer.

The Nomination Committee shall meet at least once a year. One meeting of the Nomination Committee was held during the Year. The attendance records of each member of the Nomination Committee at the said meeting are as follows:

Name of the Directors	Attendance/ Number of Nomination Committee meetings
<i>Executive Director</i>	
Mr. Chu King Tien ( <i>Chairman</i> )	1/1
<i>Independent non-executive Directors</i>	
Mr. Hui Kwok Wah	1/1
Mr. Ma Sai Yam	1/1



During the Year, the Nomination Committee has, among other things, reviewed the structure, size, composition and diversity of the Board, considered the appointment or re-appointment of the Directors, reviewed the independent non-executive Directors' annual confirmation on their independence and assessed their independence according to the independence criteria set out in Rule 3.13 of the Listing Rules. The Nomination Committee will continue to review the necessity of more competent staff to join for the expansion of the Group.

The Company has adopted a nomination policy (the "**Nomination Policy**") which sets out the approach and procedures the Board adopts for the nomination and selection of Directors of the Company, including the appointment of additional Directors, replacement of Directors, and re-election of Directors. The Nomination Committee has been delegated with the overall responsibility for implementation, monitoring and periodic review of the policy, and the summary of which is set out below:

### **Nomination Criteria**

In evaluating and selecting any candidate for the directorship, the following criteria would be considered by the Nomination Committee and the Board:

- the candidate's character and integrity;
- the candidate's qualifications including professional qualifications, skills, knowledge and experience, and diversity aspects under the Board Diversity Policy that are relevant to the Company's business and corporate strategy;
- any measurable objectives adopted for achieving diversity on the Board;
- for independent non-executive Directors, whether the candidate would be considered independent with reference to the independence guidelines set out in the Listing Rules;
- any potential contributions the candidate can bring to the Board in terms of qualifications, skills, experience, independence and gender diversity;
- willingness and ability of the candidate to devote adequate time to discharge duties as a member of the Board and/or Board committee(s) of the Company; and
- such other perspectives that are appropriate to the Company's business and succession plan and where applicable may be adopted and/or amended by the Board and/or the Nomination Committee from time to time for nomination of directors and succession planning.

### **Nomination Procedures**

The Company has put in place the following Director nomination procedures:

#### ***Appointment of New and Replacement Directors***

- (i) If the Board determines that an additional or replacement Director is required, it will deploy multiple channels for identifying suitable director candidates, including referral from Directors, shareholders, management, advisors of the Company and external executive search firms.
- (ii) Upon compilation and interview of the list of potential candidates, the Nomination Committee will shortlist candidates for consideration by the Nomination Committee and/or the Board based on the selection criteria and such other factors that it considers appropriate. The Board has the final authority on determining suitable director candidate for appointment.

## CORPORATE GOVERNANCE REPORT (CONTINUED)

### ***Re-election of Directors and Nomination from Shareholders***

- (i) Where a retiring Director, being eligible, offers himself for re-election, the Nomination Committee and/or the Board shall consider and, if consider appropriate, recommend such retiring Director to stand for re-election at a general meeting. A circular containing the requisite information on such retiring Director will be sent to shareholders prior to a general meeting in accordance with the Listing Rules.
- (ii) Any shareholder of the Company who wishes to nominate a person to stand for election as a Director at a general meeting must lodge with the company secretary of the Company within the lodgement period specified in the relevant shareholder circular (a) a written nomination of the candidate, (b) written confirmation from such nominated candidate of his willingness to stand for election, and (c) biographical details of such nominated candidate as required under the Listing Rules. Particulars of the candidate so proposed will be sent to all shareholders for information by a supplementary circular.

On 25 October 2018, the Nomination Policy was approved and adopted by the Board.

### **DIVIDEND POLICY**

The Company has on 25 October 2018 adopted a dividend policy (the “**Dividend Policy**”), the summary of which is set out below:

- 1) the Dividend Policy aims to set out the principles and guidelines that the Company intends to apply in relation to the declaration, payment or distribution of its net profits as dividends to the shareholders of the Company and also take into account the following factors of the Group when considering the declaration and payment of dividends:
  - financial results;
  - cash flow situation;
  - balance of distributable reserves;
  - business conditions and strategies;
  - future operations and earnings;
  - capital requirements and expenditure plans;
  - interests of shareholders;
  - any restrictions on the payment of dividends; and
  - any other factors that the Board may consider relevant;
- 2) depending on the financial conditions of the Company and the Group and the conditions and factors as set out above, dividends may be proposed and/or declared by the Board for a financial year or period:
  - interim dividend;
  - final dividend;
  - special dividend; and
  - any distribution of net profits that the Board may deem appropriate;
- 3) any final dividend for a financial year will be subject to shareholders’ approval;

- 4) the Company may declare and pay dividends by way of cash or scrip or by other means that the Board considers appropriate; and
- 5) any dividend unclaimed shall be forfeited and shall revert to the Company in accordance with the Company's Articles of Association.

The Board endeavours to strike a balance between the shareholders' interests and prudent capital management with a sustainable dividend policy. However, there is no assurance that a dividend will be proposed or declared in any specific periods. The Board will review the Dividend Policy as appropriate from time to time.

### **COMPANY SECRETARY**

Mr. Tse Kar Keung was appointed as the company secretary of the Company on 18 April 2013. Mr. Tse is also the financial controller of the Group and a member of the senior management. For his biography, please refer to the section headed "Biographical Details of Directors and Senior Management" in this report. During the Year, he has undertaken not less than 15 hours of relevant professional training in compliance with Rule 3.29 of the Listing Rules.

### **DIRECTORS' AND AUDITOR'S RESPONSIBILITIES IN RESPECT OF THE CONSOLIDATED FINANCIAL STATEMENTS**

The Board is responsible for presenting a balanced, clear and understandable assessment of annual, and interim reports, other price-sensitive announcements and other financial disclosures as required under the Listing Rules and other statutory requirements.

The Directors acknowledged their responsibility for preparing the consolidated financial statements of the Company for the Year. The Directors are not aware of any material uncertainties relating to events or conditions that may cast significant doubt on the Company's ability to continue as a going concern, therefore the Directors continue to adopt the going concern approach in preparing the consolidated financial statements.

The responsibility of the external auditor is to form an independent opinion, based on their audit work, on those consolidated financial statements prepared by the Board and to report their opinion to the shareholders of the Company. A statement by the external auditor about their reporting responsibility is set out in the Independent Auditor's Report in this report.

### **AUDITOR'S REMUNERATION**

For the Year, the fee paid/payable to the Group's external auditor, PKF Hong Kong Limited, for the audit and non-audit services provided amounted to approximately HK\$0.71 million and HK\$0.03 million, respectively. The total amount of fees paid/payable to other firms for providing audit and non-audit services for the Year amounted to approximately HK\$0.09 million and HK\$0.11 million respectively. The non-audit services incurred mainly consist of fees of approximately HK\$0.10 million for internal audit and approximately HK\$0.04 million for taxation services.



### INTERNAL CONTROL AND RISK MANAGEMENT

The Board acknowledges its responsibility for overseeing the Group's risk management and internal control systems and reviewing the effectiveness of such systems through the Audit Committee on an annual basis. The Audit Committee assists the Board in fulfilling its oversight and corporate roles in the Group's financial, operational, compliance, risk management and internal controls, while senior management designs, implements and monitors the risk management and internal control systems, and provides reports to the Board and the Audit Committee on the effectiveness of these systems. However, systems and internal controls can only provide reasonable but not absolute assurance against material misstatement or loss, as they are designed to manage, rather than to eliminate the risk of failure to achieve the Group's business objectives. The Board conducted annual review and evaluation of the Group's internal control system and is satisfied with the effectiveness of the internal control system of the Group during the Year. The Audit Committee has reviewed and is satisfied with the adequacy of resources, staff qualifications and experience of the Group's accounting and financial reporting function.

The Group is committed to the identification, monitoring and management of risks associated with its business activities. The Group's internal control system is designed to provide reasonable assurance against material misstatement or loss and to manage and eliminate risks of failure in operational systems and fulfillment of business objective. The system includes a defined management structure with segregation of duties and a cash management system such as monthly reconciliation of bank accounts.

The Group has adopted a risk management policy, the main objectives of which is to ensure sustainable business growth with stability and to promote a pro-active approach in reporting, evaluating and resolving risks associated with the business in order to guide decisions on risk related issues.

The specific objectives of the policy are:

1. to ensure that all the current and future material risk exposures of the Group are identified, assessed, quantified, appropriately mitigated, minimised and managed by adopting adequate systems for risk management;
2. to establish a framework for the Group's risk management process and to ensure its implementation;
3. to enable compliance with appropriate regulations, wherever applicable, through the adoption of best practices; and
4. to assure business growth with financial stability.

### COMMUNICATION WITH SHAREHOLDERS AND SHAREHOLDERS' RIGHTS

The Company endeavors to maintain an on-going dialogue with the shareholders and in particular, through annual general meetings or other general meetings to communicate with the shareholders and encourage their participation. The Company will ensure that there are separate resolutions for separate issues proposed at the general meetings.

The Company will continue to maintain an open and effective investor communication policy and to update investors on relevant information on the Group's business in a timely manner in accordance with relevant regulatory requirements.

#### A) General Meetings

The general meetings of the Company provide a good opportunity for communication between the shareholders of the Company and the Board. An annual general meeting of the Company shall be held in each year and at such time and place to be determined by the Board. Each general meeting, other than an annual general meeting, shall be called an extraordinary general meeting.

The 2020 AGM was held on 21 May 2020. The 2021 AGM is scheduled to be held on 21 May 2021. A circular containing, among other matters, further information relating to the 2021 AGM will be despatched to the shareholders of the Company in accordance with the Articles, the Listing Rules and other applicable laws and regulations.

### **B) Rights and Procedures for Shareholders to Convene an Extraordinary General Meeting**

Pursuant to article 64 of the Articles, any one or more shareholders of the Company holding as at the date of deposit of the requisition not less than one-tenth of the paid up capital of the Company carrying the right of voting at general meetings of the Company shall have the right, by written requisition to the Board or the company secretary, to require an extraordinary general meeting to be called by the Board for the transaction of any business specified in such requisition. Such meeting shall be held within two months after the deposit of such requisition.

If the Board does not within 21 days from the date of deposit of the requisition proceed duly to convene the meeting, the requisitionist(s) himself(theselves) may convene the general meeting in the same manner, and all reasonable expenses incurred by the requisitionist(s) as a result of the failure of the Board shall be reimbursed to him (them) by the Company.

### **C) Procedures for Shareholders to Propose for Election as a Director**

Shareholders may propose a person for election as Director. The procedures are set out in the document entitled "Procedures for Nomination of Directors by Shareholders" is available on the Company's website at [www.goldenpower.com](http://www.goldenpower.com).

### **D) Right to Put Enquiries to the Board**

Shareholders of the Company have the right to put enquiries to the Board. All such enquiries shall be in writing and sent by post to the principal place of business of the Company in Hong Kong at Flat C, 20/F, Block 1, Tai Ping Industrial Centre, 57 Ting Kok Road, Tai Po, New Territories for the attention of the Board or the company secretary. Shareholders may also make enquiries with the Board at the general meetings of the Company.

## **INVESTOR RELATIONS**

The Company believes that maintaining a high level of transparency is the key to enhancing investor relations. It is committed to a policy of open and timely disclosure of corporate information to its shareholders and the public. The Company updates its shareholders on its latest business developments and financial performance through the publication of its annual and interim reports and/or circulars, notices and other announcements. The corporate website of the Company ([www.goldenpower.com](http://www.goldenpower.com)) has provided an effective communication platform to the shareholders and the public.

## **CONSTITUTIONAL DOCUMENTS**

Pursuant to resolutions of the shareholders passed on 15 May 2015, the Articles were adopted by the Company with effect from the Listing Date. Since the Listing and up to the date of this annual report, no change has been made to the Articles.

# ENVIRONMENTAL, SOCIAL AND GOVERNANCE

## TABLE OF CONTENTS

<b>1</b>	<b>COMPANY PROFILE</b>	<b>29</b>
<b>2</b>	<b>ABOUT THIS REPORT</b>	<b>29</b>
	2.1 REPORTING STANDARD, PERIOD AND SCOPE	29
	2.2 CONTACT DETAILS	29
<b>3</b>	<b>MESSAGE FROM THE CHAIRMAN</b>	<b>30</b>
<b>4</b>	<b>CONNECTING OUR STAKEHOLDERS</b>	<b>31</b>
	4.1 STAKEHOLDER ENGAGEMENT	31
	4.2 MATERIALITY ASSESSMENT	32
<b>5</b>	<b>OUR PRODUCTION</b>	<b>34</b>
	5.1 RESPONSIBLE SOURCING	34
	5.2 STRINGENT QUALITY CONTROL	35
	5.3 CONTINUOUS PRODUCT DEVELOPMENT	36
	5.4 PRODUCT RESPONSIBILITY	37
<b>6</b>	<b>OUR WORKPLACE</b>	<b>38</b>
	6.1 EMPLOYMENT AND LABOUR STANDARDS	38
	6.2 BUSINESS ETHICS AND INTEGRITY	40
	6.3 OCCUPATIONAL HEALTH AND SAFETY	41
	6.4 MEASURES DURING THE PANDEMIC	41
	6.5 TRAINING AND DEVELOPMENT	42
<b>7</b>	<b>OUR ENVIRONMENT</b>	<b>43</b>
	7.1 ENVIRONMENTAL POLICY	43
	7.2 EMISSION CONTROL AND ENERGY EFFICIENCY	44
	7.3 WATER CONSUMPTION AND WASTEWATER MANAGEMENT	45
	7.4 WASTE REDUCTION AND MANAGEMENT	46
	7.5 PACKAGING MATERIALS	47
<b>8</b>	<b>CONTRIBUTE TO THE COMMUNITY</b>	<b>47</b>
<b>9</b>	<b>LOOKING FORWARD</b>	<b>48</b>
<b>10</b>	<b>ESG CONTENT INDEX</b>	<b>49</b>



## 1 COMPANY PROFILE

Golden Power Group Holdings limited (“**Golden Power**”) is a battery manufacturer providing a wide range of battery products under both its own brand “Golden Power” and the brands of its private label and OEM customers that are selling globally, which include PRC, Hong Kong and international markets. The products are diversified and mainly classified into two segments: (i) disposable batteries; and (ii) rechargeable batteries and other battery-related products.

Energy consumption is a significant topic in our life which it causes challenges to the ecosystem. Golden Power, as a leading company in the industry, undertakes the social responsibility to offer a series of environmental-friendly products with guaranteed quality. The hazardous substance- free batteries series, “Ecototal”, are mercury-free, cadmium-free and lead-free. Moreover, the Group has been running its business in compliance with all applicable local laws and regulations regarding environmental, labour and anti-corruption.

Beyond the environmental concerns, the Group has been investing resources to meet the uprising demand for child-resistant battery which its packaging of the button cells has been upgraded to achieve the safety standard. The Group will continue to uphold its philosophy of leading the way through advanced and diversified battery manufacturing.

## 2 ABOUT THIS REPORT

### 2.1 REPORTING STANDARD, PERIOD AND SCOPE

This report was prepared in accordance with the Environmental, Social and Governance (“**ESG**”) Reporting Guide (“**the Guide**”) set out in Appendix 27 of the Listing Rules. The Group strictly adheres to the principles of materiality, quantitative, balance and consistency to report on the measures and performances during the reporting period. More in-depth information regarding corporate governance is addressed in the section of corporate governance in the annual report according to Appendix 14 of the Listing Rules. In addition, the Group’s senior management team was proactively involved throughout the process of report preparation to guarantee its standards.

In comparison with the previous year, there was no significant change in Golden Power’s operation locations, share capital structure and production facilities. The scope of this ESG Report includes the Group’s major business operating areas: Hong Kong Headquarters, Dongguan Production Facility and Jiangmen Production Facility.

This report covers the Group’s ESG-related activities from 1 January 2020 to 31 December 2020 (the “**reporting period**”).

The Company has appointed an external consultant, Allied Environmental Consultants Limited (stock code: 8320), for the preparation of this ESG report.

### 2.2 CONTACT DETAILS

To continuously refine and reinforce the Group’s sustainability strategy, we welcome any feedbacks and suggestions concerning this report and the Group’s sustainability performance. If you have any comments or enquiries, please contact the Group at:

Golden Power Group Holdings Limited  
Flat C, 20/F, Block 1, Tai Ping Industrial Centre  
57 Ting Kok Road, Tai Po  
N.T., Hong Kong

Tel: (852) 3125 2288  
Fax: (852) 3125 2000  
E-mail: [ir@goldenpowergroup.com](mailto:ir@goldenpowergroup.com)

### 3 MESSAGE FROM THE CHAIRMAN

Dear Stakeholders,

On behalf of the board (the “**Board**”) of directors of Golden Power Group Holdings Limited (the “**Company**”, together with its subsidiaries, the “**Group**”), it is my pleasure and honour to present the Group’s annual ESG report. The report highlights the ESG performance of the company throughout the year.

Despite the challenges the year 2020 has brought to the globe and the Group, we believe that opportunities come along with crisis. The pandemic outbreak evoked an emerging awareness of ESG, the concept becomes unprecedentedly important. The Group reckons the opportunities underlying the prosperous ESG development. Foreseeing the raising demand of packaging safety among customers, we adopt “child resistant package” on our lithium coin cells to prevent any child accidents and plan to extend the packaging to other products.

Apart from the product development, the Group emphasises on maintaining its ESG performances within the operation. The Board takes full responsibility to oversee any ESG issues in the Group. Regular meetings are conducted for ESG-related discussion under the steering of the Board. Further, we invited our significant stakeholders to participate an annual materiality assessment to reach out from a broader perspective and identify material ESG topics for our development.

Moving forward, the Group will continue to make an effort on building a set of sustainable practices in its battery business, as well as developing more innovative and eco-friendly batteries to customers. Last but not least, I hereby would like to express my sincere gratitude to our stakeholders for their relentless support and dedication to engaging and playing crucial roles in our sustainable journey.

**Chu King Tien**

*Chairman and Executive Director*

## 4 CONNECTING OUR STAKEHOLDERS

### 4.1 STAKEHOLDER ENGAGEMENT

To maintain a consistent dialogue with stakeholders and spread sustainability ethics, Golden Power delivered surveys with its significant stakeholders regularly and had their first-hand opinions for boosting the environmental, social and governance performance. During the reporting period, the Group kept communicating with numerous stakeholders and take their views into account for further improvement.

The Group had invited different stakeholders, including suppliers, customers and senior management members to participate in the previous sustainability surveys. During the reporting period, worldwide suppliers were invited to express their opinions via the online survey. A total of 31 suppliers responded to the topics which pose an impact to our long-term business development according to the three aspects, environment, social and sustainability governance on the survey.

	Environment	Social	Sustainability Governance
<b>Importance to Golden Power's business</b>	<ul style="list-style-type: none"> <li>Hazardous waste management</li> <li>Wastewater management</li> <li>Energy usage and conservation</li> </ul>	<ul style="list-style-type: none"> <li>Occupational health and safety</li> <li>Business ethics</li> <li>Product health and safety</li> <li>Intellectual property</li> <li>Product quality assurance</li> </ul>	<ul style="list-style-type: none"> <li>Formation of sustainability committee</li> <li>Reinforcement of sustainable development framework</li> </ul>
<b>Need of reviewing</b>	<ul style="list-style-type: none"> <li>Hazardous waste management</li> <li>Wastewater management</li> <li>Energy usage and conservation</li> </ul>	<ul style="list-style-type: none"> <li>Occupational health and safety</li> <li>Business ethics</li> <li>Product health and safety</li> <li>Intellectual property</li> <li>Product quality assurance</li> </ul>	<ul style="list-style-type: none"> <li>Reinforcement of sustainable development framework</li> <li>Sustainability targets</li> </ul>

According to the findings of the survey, the Group acknowledged the needs to retain the practices on health and safety issues about products and labour in the social aspects, as well as some other topics, e.g. hazardous waste and wastewater management from environmental aspect. Through identifying and reviewing the most relevant areas to the Group's long-term business, we prioritise the topics and allocate resources to adapt measures respectively.

On top of the stakeholder surveys, the Group engaged its key stakeholders via various channels, such as local and international exhibitions to provide a platform to exchange their opinions. Golden Power is pleased to comprehend the stakeholders' concerns towards its products and services and seek improvements accordingly.



**ENVIRONMENTAL, SOCIAL AND GOVERNANCE (CONTINUED)**

**4.2 MATERIALITY ASSESSMENT**

The Group conducted its latest material matrix by consolidating the survey result from different stakeholders, such as suppliers, senior management members and customers, etc. This helps the Group to cater the related issues with better resource allocation after topic prioritization.

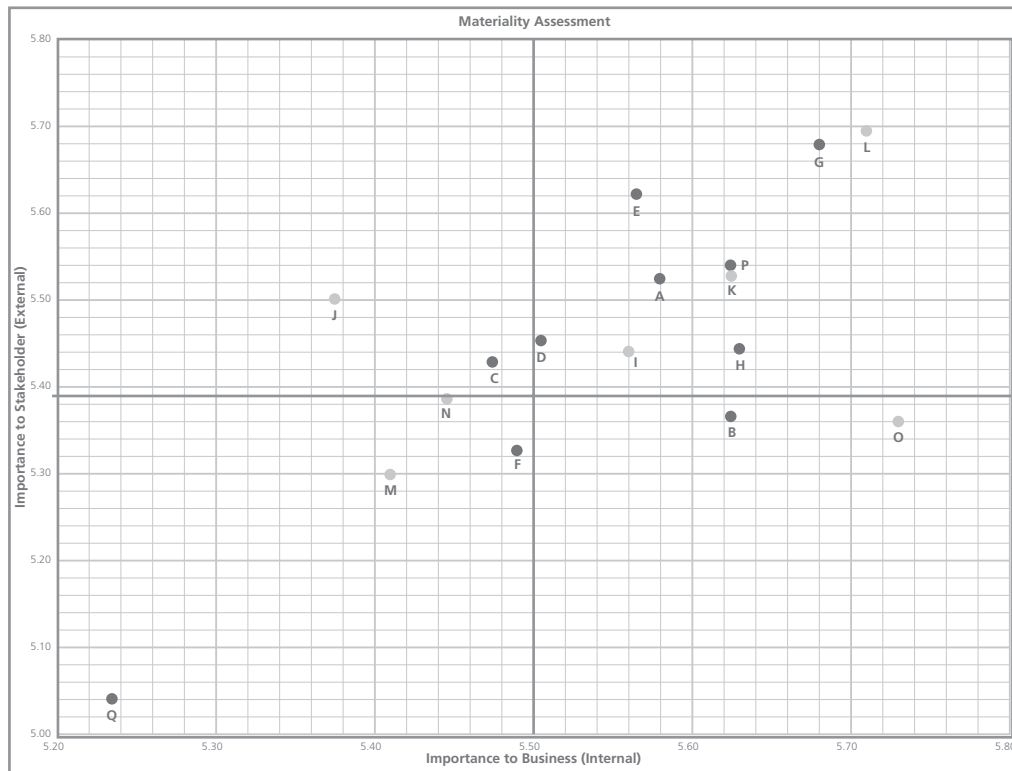
For consistency of the surveys, the importance of 17 different environmental and social material topics was evaluated. The topics are listed as follows:

<b>Aspect</b>	<b>Topics</b>	<b>Indicators</b>
<b>Environment</b>	Air quality control	A
	Greenhouse gas emission	B
	Energy usage and conservation	C
	Water consumption and conservation	D
	Wastewater management	E
	General waste recycling and management	F
	Hazardous waste management	G
	Raw material management and selection	H
	Impact on natural environment	I
<b>Social</b>	Employment	J
	Labour standard	K
	Occupational health and safety	L
	Development and training	M
	Supply chain selection and management	N
	Product responsibility	O
	Business ethics	P
	Community involvement	Q



## ENVIRONMENTAL, SOCIAL AND GOVERNANCE (CONTINUED)

The consolidated results from stakeholders' responses are shown in the following materiality matrix:



Based on the matrix, the top three material topics are listed below in respective aspects:

### Environmental topics

1. Hazardous waste management
2. Wastewater management
3. Air quality control

### Social topics

1. Occupational health and safety
2. Labour standard
3. Business ethics

The materiality assessment helps to prioritize substantial issues according the viewpoint of significant stakeholders in order to reinforce sustainability management. In this sense, the Group is able to pay extra attention to those topics and allocate resources in an effective and appropriate manner.

**5 OUR PRODUCTION**

Golden Power is committed to providing the highest quality products in all ranges to the valued customers. Therefore, the Group strictly monitors every production process ranging from material sourcing to after-sale services to ensure the product safety and quality. On the other hand, product innovation and invention are the key focuses of Golden Power. To fulfil the increasing demand of safer battery products, the Group is continuously enhancing new product development in order to cater the market needs.

The Group proudly attained several notable qualifications issued by Government bodies that recognise its leading battery manufacturing technology. In the meantime, Golden Power will keep its pace on exploring other possibilities to expand the product spectrum and maintaining a high standard. Below sets three the qualifications obtained or held by the Group during the reporting period:

Qualification	Issuing Authority
High and New Technology Enterprise	Ministry of Science and Technology
Guangdong Jiangmen Engineering and Technology Research Centre	Jiangmen Science and Technology Bureau
Guangdong Environmental Protection High Performance Primary Battery Engineering and Technology Research Centre	Guangdong Science and Technology Department

**5.1 RESPONSIBLE SOURCING**

Supply chain management is vital to the business of Golden Power considering its potential impact to the environment, society and the economy. The Group therefore takes its step on bearing responsibilities to manage the impacts. The Group owns a professional procurement team to monitor the entire procurement process, from supplier selection to raw material management.

**Supplier Assessment**

The Group has built a rigorous supply chain management system which integrated ESG-related factors into supplier selection and assessment, under the framework of ISO 9001:2015 Quality Management System and ISO 14001:2015 Environmental Management System. With the system guidelines, the Group prioritizes suppliers according to their environmental performance, included but not limited to chemical hazardous and non-hazardous waste management, as well as corporate social responsibility.

The Group requested the suppliers to provide a product sample for proceeding to thorough on-site content analysis after screening. The steps were critical of quality assurance before committing to a purchase. The suppliers also required to submit their third-party test report revealing the product materials meet environmental compliance.

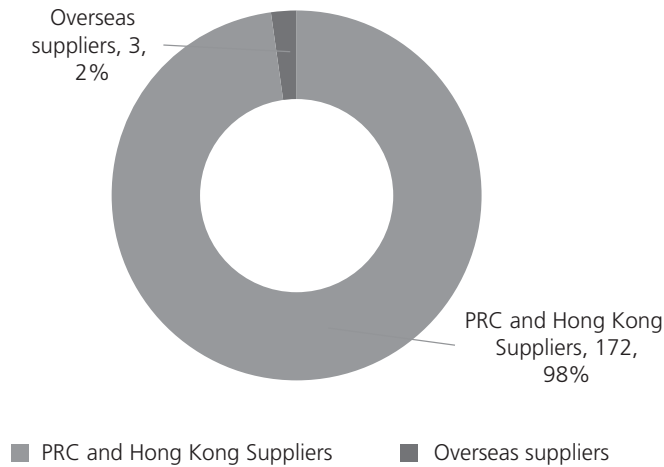
To uphold customers’ health and safety, material safety data sheets (“MSDS”) were distributed to the suppliers to ensure that all the materials do not contain any hazardous chemical substances and are fully complied with the Group’s safety standards and performance. Should there be any suppliers’ non-conforming standards noticed, the procurement team shall provide remedial measures for suppliers to improve within a specific timeframe. The Group may consider terminating the contracts with suppliers if there are no improvements.





On top of the rigorous safety procurement policy, the Group is committed to sourcing locally by prioritising local suppliers. Sourcing locally not only effectively minimises the carbon footprints incurred by long way transportation, but also support the local economy prosperity.

### Geographical Distribution of Suppliers



### Raw Material Management

Raw materials for manufacturing battery are hazardous chemical substances. To handle the chemicals in a cautious manner, the Group collected sufficient information on the safety level of materials in advance from MSDS, and also implemented on-site testing in order to validate the chemical properties are aligned with the Group’s standards for proceeding to manufacture.

Technical supervisors were appointed to examine the proper procedures, right formula and high productivity, to ensure that the chemical mixing process and products are of high safety and quality respectively. The supervision can also minimise the material wastage caused during the process.

Safety is the first priority on handling dangerous chemicals to the Group. All hazardous and toxic chemicals shall be distinguished by the material information sheets, managed by the guidelines and specific warning signs. Besides, the containers for material storage shall be inert to chemicals and non-leaking so to diminish work hazards due to raw materials mishandling.

### 5.2 STRINGENT QUALITY CONTROL

As a manufacturer deep-rooted in battery industry, Golden Power has a stringent quality assurance on our products for our valued customers. The Group is standing by this philosophy to provide the best quality battery products with international quality standards, including ISO 9001:2015 Quality Management System, Restriction of Hazardous Substances (“**RoHS**”) and International Electrotechnical Commission (“**IEC**”), to ensure our products are meeting the standards of energy efficiency, cost effectiveness, safety performance and eco-friendly features. Our products follow the Directive 2013/56/EU (2006/66/EC) and the Regulation on Registration, Evaluation, Authorization and Restriction of Chemicals (“**REACH**”).

## ENVIRONMENTAL, SOCIAL AND GOVERNANCE (CONTINUED)

Beyond the international standards that are followed by the Group, there are internal standardized quality control system to ensure the product quality and safety. From providing test guidelines, conducting on-site supervisions to inspections, an in-house laboratory is established in bid of monitoring every step during the battery manufacturing process. In the laboratory, the Group conducts weathering tests twice as much than the industrial standards to maximize our products' durability and safety.

Going through the production procedures regularly by the Group to see any need of refining the workflows, equipment and machines updating and production lines expanding to enhance the operational efficiency and performance. During the reporting period, the Group had reviewed the production process and machinery maintenance and also changed the worn engineering parts.

To obtain a high productivity in battery production, the Group is now on the track to shifting the production method from labor-intensive to more automatic. For commences, the Group has purchased several shrink warp machine to speed up the packaging process. Moreover, advanced and automated packaging machine is adopted to be able detecting defective products and improve packaging outlook.

To keep pace with the everchanging market, Golden Power has a talented research and development team for investigating the new technology and battery products. The Group offers its largest support to the team for every stage from research to product invention. Only being innovative in the products, could Golden Power differentiate from other peers and homogeneous products.

Attributed to the Golden Power's production monitoring mechanism, the Group achieved a 0% recall on products due to health and safety reasons and 3 complaints regarding packaging appearance during the reporting period. For more details, please refer to the part "5.4 Product Responsibility".

### 5.3 CONTINUOUS PRODUCT DEVELOPMENT Eco-friendly battery

Products are friendly to the environment pose equal impact of that to human. Golden Power is striving to contribute more eco-friendly battery. "Ecototal" is one of the Group's eco-friendly series batteries without hazardous substances such as mercury, cadmium and lead. The battery is safe to both human and the environment. Through this product line, the Group is committed to minimize the environmental footprints from production to disposal.

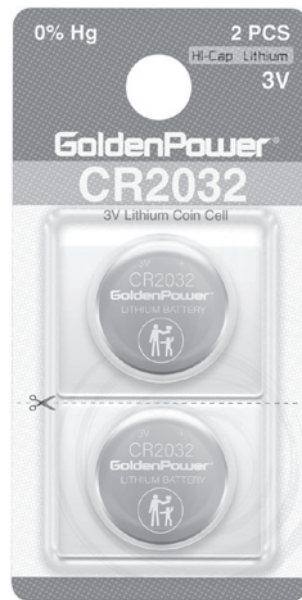
#### Powering healthcare and smart living products

The demand of medical devices is rising along with the growing health awareness among the public and the ageing population. The Group has developed specific products powered for professional medical usage, customised with an outstanding prolonged operation performance are designed for thermometer, hearing aid devices, insulin pump and glucose meter to provide better healthcare support.

Besides, the Group is on its pace to launch batteries for smart living products such as car keys, remotes and home security alarms to fulfil the various needs in the market. Golden Power aspires to add care, convenience and safety to customers' everyday lives.

### Child resistant packaging battery

Taken into account also the child safety, the Group has adapted a new battery packaging on its lithium coin cell, namely “child resistant packing”, in order to prevent the battery ingestion by babies and toddlers. Child resistant packaging is highly encouraged and preferred in the European Union in consideration of children safety. It is also expected to be more popular among our target customers among different regions in the coming years. The Group foresees the trend and works persistently on being the pioneer to adapt the packaging to enhance our products safety for our customers.



(THE CHILD RESISTANT PACKAGING OF LITHIUM COIN CELL.)

### 5.4 PRODUCT RESPONSIBILITY

The feedback from customers is the catalyst of Golden Power to achieve a better performance on products and services, as well as its sustainable business.

The Group collects customers' ratings and opinions about its products and services through distributing customer satisfaction surveys regularly. The latest average customer satisfaction score obtained from the surveys was 90.5 out of 100. Regardless of the satisfactory results, the Group strives to continuously achieve improvement to bring high-quality products and services to customers. The data collected will be further analysed and evaluated to assist the Group in knowing customers' expectations and requirements.

Golden Power is a responsible battery manufacturer from raw materials sourcing to after-sale services which we follow every step stringently and take pride in. The sales and marketing department is in charge of the after-sales support, ranging from processing complaints to handling product recalls immediately. All product and services complaints, product recalls were recorded in details as a reference in further use. At the same time, the Group would take immediate response to tackle the problem to avoid the similar incidents happening again.

During the reporting period, a total of 3 complaints were received, concerning the unsatisfactory appearance of products, like battery package accidentally broken during transportation and dirty surface of battery. The Group deployed prompt follow-up actions, from redistribute batteries to clients and investigating the root causes, to implementing mitigation measures such as more frequent cleaning of the conveyor belt and strengthening staff training.



**ENVIRONMENTAL, SOCIAL AND GOVERNANCE (CONTINUED)**

To protect the intellectual right of Golden Power’s products, the Group has registered trademarks for its brands logo and products such as “G Device”, “goldenpower” and “Ecototal” in the regions where Golden Power’s products are selling. Moreover, the Group registered patents for its newly developed products and technologies in order to prevent any unauthorized use of the Group’s brand, trademarks and technologies.

The intellectual property rights are the cornerstone of the success of a company and Golden Power recognises its significance to our business integrity. The Group started its intellectual property rights management system years ago to state that Golden Power is strongly against infringement of intellectual property rights during every process, including research and development, product design and production etc. Moreover, privacy of customers is vitally essential to the company’s reputation. Golden Power clarified in the Employees’ Manual that all staff shall take stringent precautions to prevent risks of confidential data leakage and misuse.

**6 OUR WORKPLACE**

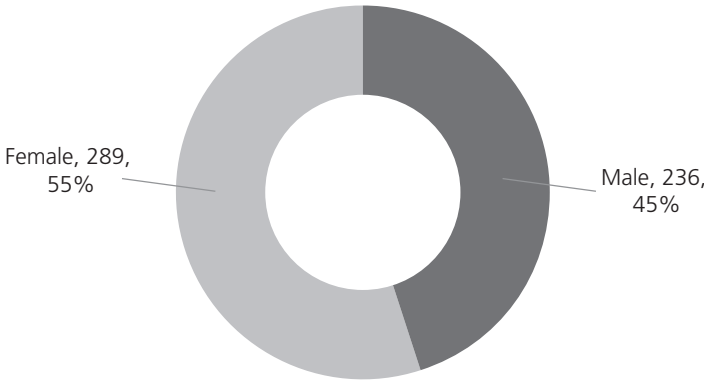
The Group complied with the requirements set out under Social Accountability 8000 Standard (SA 8000) to echo with its commitment on building a fair, ethical and harmonious working environment. Aiming to maintain a friendly and peaceful workplace, the Group upholds the employment rights, including the safety practices and professional training and development of employees.

**6.1 EMPLOYMENT AND LABOUR STANDARDS**

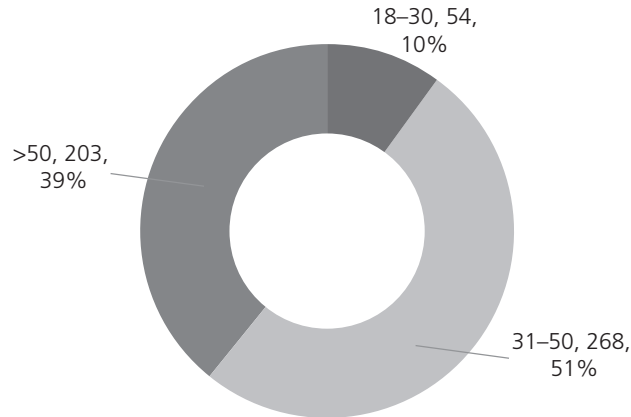
Golden Power takes a strict and fair employment practices and labour standards to construct a working environment that is justice and friendly to all employees. The Group aims to eliminate all kinds of discrimination and non-equal cases, and grants equal opportunities of employment and promotion across the workplace and operations through the enacting of the employment practices and standards.

The Group offers a competitive remuneration packages and welfare, reasonable work hours and leaves in compliance with relevant local laws and regulations to attract and keep talents. The Group also carries out regular performance appraisal to assess employee’s performance and as a communication channel to encourage performances. During the reporting period, the Group had employed a total of 525 staff while the overall turnover rate was 6%. The employee compositions and details are as follows:

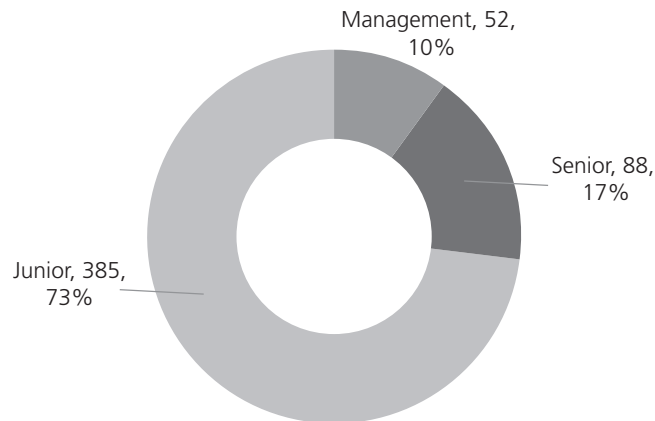
**2020 Employee Breakdown by Gender**



**2020 Employee Breakdown by Age**



**2020 Employee Breakdown by Employment Category**



2020 Turnover Rate		Percentage
<b>By Gender</b>	<b>Overall</b>	6%
	Male	6%
	Female	7%
<b>By Age Group</b>	18-30	20%
	31-50	6%
	> 50	3%

Golden Power prohibits child and forced labour at its operations. The Group has appointed the HR department to execute relevant labour policies and practices, for instance requiring valid identification documents during recruitment. If any misuse of child labour case found, the Group will immediately terminate the employment contract. The Group will also review the current practices to explore improvement opportunities and to avoid the similar cases happen again. During the reporting period, the Group was not aware of any non-compliance in relation to employment and labour standard.

**ENVIRONMENTAL, SOCIAL AND GOVERNANCE (CONTINUED)**

Golden Power highly values opinions and feedbacks from employees. The Group set up different platforms for the staff to voice out their views towards Golden Power and those opinions are discussed in the staff meetings to be executed for attaining improvement across the Group.

Aiming to cultivate a strong bonding with employees, the Group regularly organized staff activities such as Dragon Boat Festival Banquet, rice dumpling distribution and lucky draw at Mid-Autumn Festival. The gatherings have brought closer different departments and management and a friendly workplace was fostered.

**Descriptions**

**Photos**

Mid-Autumn Festival employees' lunch



Mid-Autumn Festival celebration



Mid-Autumn Festival lucky draw



**6.2 BUSINESS ETHICS AND INTEGRITY**

Business ethics and integrity can thoroughly define a company. Anti-corruption is therefore highly concerned and stringently overseen through the implementation of the Code of Conduct in the Group's operations. The detail of Code of Conduct includes the prohibition of bribery, extortion, fraud and money laundering. All staff members would receive the Code of Conduct and sign their commitments to avoid and declare all possible conflict of interest and advantages or entertainment. The Group also established its whistle-blowing mechanisms to report any suspicious cases internally. The internal audit committee is responsible for conducting investigation of all cases immediately and directly report to the Board for further actions.

Since the Group complied with all relevant laws and regulations relating to bribery, extortion, fraud, and money laundering, it was not aware of any complaint or reported case in relations to corrupting practices during the reporting period.





### 6.3 OCCUPATIONAL HEALTH AND SAFETY

Golden Power cares the health and wellness of its employees. To minimize the occupational hazards in the workplace, the Group has formed a safety contingency plan for all the production units, set out occupational safety practices and procedures on handling incidents based on the commitment it made on employees' safety.

Besides, safety trainings are provided to convey occupational safety knowledge such as first aid, handling hazardous substances and fire safety to all employees. At operational sites, frontline workers shall wear safety gears such as helmets, safety goggles and ear plugs for self-protection. In compliance with relevant local regulation, the Production Facilities in Jiangmen built an on-site emergency pond for fire-fighting.

For considering the employees getting harm from repetitive actions, Golden Power imported an automatic shrink wrap machine to lower the employees' work hazards. In a bid of enhancing the safety comprehensively, the Group checks on facilities and manufacturing machines frequently to prevent any accidents happened in the workplace.

Thanks to the stringent in-house safety practices, the Group had attained a zero-fatality rate and zero work-related injured cases during the reporting period, resulting in zero lost working days. If any case occurred, the cases were handled and filed according to internal accident handling procedures and reports were made to the relevant authority in compliance with the law. The filed cases will be used as training materials to assist employees to prevent reoccurrence.

### 6.4 MEASURES DURING THE PANDEMIC

The safety of the staff and clients are vitally important to the Group's business. The Group instantly adopted to various approaches on its business units in order to protecting the employees and clients against the pandemic outbreak.

At all of the business units, the following measures were implemented:

- Conduct more frequent disinfection in working areas and provide masks and hand-sanitizing products to the staff
- Body temperature checking, as well as wearing mask were required whenever entering the workplace and office
- Have enough protective resources such as alcohol sanitizers, hand washing and masks in the workplace
- Postpone any unurgent face-to-face meetings or visiting and changing to online meetings
- Home office and rotation were taken effective during the outbreak to minimize the risk
- Anti-epidemic promotion products were distributed to the staff to enhance their knowledge
- Health Declaration form was required for visitors when visiting

Beyond those above measures, the Group had set up an emergency mechanism for preventing and handling any infectious cases happened in a timely and appropriate manner. As a responsible employer, the Group will continuously keep a close eye on the latest pandemic situation, as well as the needs of the employees in a bid to ensure their health and safety.

**Descriptions**

**Photos**

Conducting disinfection in the workplace.



Adequate Alcohol disinfectant.



**6.5 TRAINING AND DEVELOPMENT**

Enhancing the capability and professionalism of the employees drive the company into success as the company possess a team to meet the customers’ needs by delivering the high-quality products and services. Golden Power is eager to provide any kinds of trainings and development programs for its employees in a bid to fostering their abilities and skills.

Golden Power provides various opportunities and educational subsidies to allow employees to expand their interests and professional skills. It aims to improve their working performances through boosting working related knowledge and skills after trainings which are covered in four main categories: quality control, technical operational skills, occupational health and safety, and environmental protection. For better assimilation of new hired employees in Golden Power, the Group provided a welcome orientation program that explains the details and precautions of workflow. Besides, the Group also arranged managerial trainings for senior-grade staff members, which promoted effective leadership and project management.



## ENVIRONMENTAL, SOCIAL AND GOVERNANCE (CONTINUED)

For a continuous refinement of training and development policy, HR Department is responsible to arrange and promote staff trainings with the help from department heads, after gathering the needs and willingness of the staff. The department heads also record their department members' individual training data, evaluate the effectiveness and deliver corresponding suggestions during the annual performance appraisal. Talent development is a key part of talent attraction and retainment for Golden Power in order to reaching the sustainability business development.

<b>Employee by category</b>	<b>Average training hour (hour)</b>
Male	9.50
Female	6.55
Management	9.04
Senior	9.83
Junior	7.45

## 7 OUR ENVIRONMENT

Golden Power endeavours to diminish environmental footprints under the adoption of eco-friendly operation practices during the Group's activities, such sourcing and production. The Group strictly executed its internal environmental policy and resource management initiatives to enhance the environmental related performances with a strong environmental consciousness.

Adhered to stringent environmental control and high resource efficiency throughout the production process, the Group's battery products have successfully been certified with a renowned ecolabel, the Nordic Swan Certificate. The certification recognises the responsible and environmentally friendly operation of Golden Power.

### 7.1 ENVIRONMENTAL POLICY

The Group upholds its environmental policies and practices its commitment to align with the Plan-Do-Check-Act cycle as epitomized in the standard of ISO 14001:2015 Environmental Management System. Moreover, the environmental policies not only applied to responsible staff for implementation and control of the Group's environmental measures, but also explained green operational practices that are applicable to all production and management units. The policies stipulated the following measures:

- Comply with local environmental laws and regulations;
- Adopt energy-efficient, low pollution materials, manufacturing design and equipment;
- Enhance environmental awareness in the workplace and promote optimisation of resource usage in manufacturing systems;
- Keep track of environmental performance and seek feasible solutions and methods for improvement; and
- Disseminate related environmental information to employees, suppliers, customers, factories in partnership and other stakeholders regularly.

Golden Power takes environmental performance into account to attain a long-term improvement. The Group's senior management staff members and department heads evaluated the environmental performance and discussed any possible solutions on environmental management.



## ENVIRONMENTAL, SOCIAL AND GOVERNANCE (CONTINUED)

### 7.2 EMISSION CONTROL AND ENERGY EFFICIENCY

According to our stakeholders, emission and air quality control were rated as one of the top concerns to the Group's long term business development. In response to that, Golden Power has implemented various initiatives to maintain both indoor and outdoor air quality in the workplace and neighbourhood.

#### Air Quality Control

To minimize the air emission from the Group's production facilities and vehicles, Golden Power has implemented various solutions to ensure an effective control. For instance, the production facilities in Jiangmen have installed exhaust filters that facilitate removal of air pollutants such as nitrogen dioxide and particulate matters from vehicles. Moreover, the production facilities in Jiangmen also adopted the green production practices under the guide from local government.

Golden Power established various methods to enhance and monitor the indoor air quality. For example, an activated carbon ventilation system to lower the gaseous and vapor contaminants and harmful substances were installed to prevent odour circulated in the workplace. Exhaust fans and dust removal systems were installed for dust prevention and suppression. These means effectively improve the indoor air quality for promoting a healthier workplace to the employees.

#### Energy Use and Greenhouse Gases Emission

The primary energy source of Golden Power, including the power equipment and facilities at Hong Kong headquarters, Dongguan and Jiangmen Production Facilities was electricity that was supplied by local grids. The Group is aware of the direct greenhouse gases ("GHG") emissions (Scope 1) generated from fuel consumption of vehicle, as well as the indirect GHG emission (Scope 2) incurred by electricity usage to Golden Power's operation.

#### Energy Consumption by Group

	2020	2019
Electricity consumption (in '000kWh)	9,211	9,364
Fuel consumption (in litre) <sup>1</sup>	43,944.1	—
Total energy consumption (in GJ)	34,737.0	33,710.4
Intensity (in '000kWh/million revenue)	29.2	29.8

<sup>1</sup> The Group's fuel consumption was not significant during the reporting period in 2019.

#### GHG Emission by Group

	2020	2019 <sup>3</sup>
Scope 1 GHG emission (in tonnes CO <sub>2</sub> equivalent) <sup>2</sup>	499.45	—
Scope 2 GHG emission (in tonnes CO <sub>2</sub> equivalent)	7,267.55	7,695.96
GHG Emission (in tonnes CO <sub>2</sub> equivalent)	7,767	7,695.96
Intensity (in tonnes CO <sub>2</sub> equivalent/million revenue)	24.62	24.49

<sup>2</sup> Golden Power's Scope 1 Greenhouse gas ("GHG") emission refers to direct emission via the fuel consumption by company-owned private cars and trucks during the reporting period in 2020, whereas the Group's fuel consumption was not significant during the reporting period in 2019.

<sup>3</sup> The figure has been adjusted in alignment with the calculation method adopted in 2020.

## ENVIRONMENTAL, SOCIAL AND GOVERNANCE (CONTINUED)

During the reporting period, the Group had applied various measures to promote energy saving in the workplace, as well as encourage staff to use less electricity in working process through a set of energy management mechanism. The Group was inevitably affected by the worldwide pandemic outbreak at the initial stage during the reporting period. Therefore, the electricity consumption was less than that of last year. However, the overall GHG emission was slightly higher than that of the previous year due to the introduction of Scope 1 GHG emission this year.

The Group had also proposed diverse ways to lower the electricity consumption and investigate the opportunities to execute energy saving plans for GHG emission reduction, as well as to plan setting energy and GHG emission reduction targets.

In the reporting period, the Group has been recorded a 2% decrease in electricity consumption., Scope 1 GHG emission, which refers to the fuel consumption data, was initially collected with a refined method from this year, leading to an 1% increase in overall GHG emission in tonnes CO2 equivalent. The GHG emission intensity during the reporting period is 24.62. Golden Power will timely review energy consumption and implement reduction measures across different function.

### 7.3 WATER CONSUMPTION AND WASTEWATER MANAGEMENT

As a rare, valuable and precious natural resource on Earth, water is also crucial to the Group's daily operation and production.

As water is supplied by the local government as a provision of municipal services, the Group did not encounter any significant issue of water sourcing. However, the Group still cultivated water saving habits in the workplace. For instance, the Group made use of water reuse and recirculation for cooling down its machines so as to significantly reduce water usage and discharge. Besides, a regular water pipe checking is conducted in every business units to prevent water leakage.

#### *Water consumption by Group*

	2020	2019
Water consumption (in '000m <sup>3</sup> ) <sup>4</sup>	58.4	93.3
Intensity (in '000m <sup>3</sup> /million revenue)	0.19	0.30

<sup>4</sup> The decrease of water consumption is due to less production produced in the early stage of pandemic outbreak in the reporting period.

Due to the water saving practices the Group has implemented, the total water consumption decreased by 37% in the reporting period, in comparison to 2019. The Group will constantly lookout ways to improve water efficiency.

Wastewater management is highly concerned by the Group's stakeholders. Therefore, Golden Power seeks for advanced wastewater treatment technologies to prevent water pollution and complies to relevant environmental laws and regulations.

Beyond meeting the compliance requirements, the Group works relentlessly hard on pre-treatment of many kinds of wastewater so to guarantee its effluents from production units was well treated and met the criteria of compliance. Focusing on the industrial wastewater that mainly came from the cleaning of chemical containers and surface run-off, the Production Facilities in Jiangmen have installed wastewater treatment facility such as sedimentation tank. The wastewater treatment facility is estimated to treat 10 cubic metres of wastewater per day prior to standardized discharge.

In addition, the Group also invested in design and implementation of a diffidence of rain and sludge facility in the Production Facilities in Jiangmen, technically separating drainage and sewerage systems. Similar to the wastewater treatment facility, the rain and sludge separation facility is able to treat 10 cubic meters of rainwater and surface run-off per day.

## ENVIRONMENTAL, SOCIAL AND GOVERNANCE (CONTINUED)

An eligible and qualified third-party wastewater treatment contractor was responsible for handling the wastewater generated from Dongguan Production Facility. Since the facility only generated a small amount of wastewater, it is more effective than building a wastewater treatment facility inside the factory. Through handling the wastewater properly, the environmental impacts are mitigated.

### 7.4 WASTE REDUCTION AND MANAGEMENT

The main source of waste was identified as hazardous and non-hazardous manufacturing waste generated at Dongguan and Jiangmen Production Facilities. For Hong Kong headquarters, it mainly produced general office waste.

In accordance with local government regulations, the Group has designed a waste disposal manual to apply all production units. The manual shows a set of proper procedures for handling different types of wastes, domestic refuse and recyclables, as well as gives a detail guideline for waste management.

During the reporting period, reputable and qualified waste contractors were hired for removing refuse and collection of recyclables such as metal, paper and plastics. On the other hand, to avoid generation of damaged products as a result of malfunctioning machines and equipment, the maintenance department is in charge of monitoring machinery and equipment condition.

The Group also implemented initiatives for waste management. For instance, in case there are chemicals running overtime during the chemical mixing process, the Group underwent chemical re-mixing under supervision of senior technical staff, instead of discarding the chemicals directly, to ensure the effluents are well treated and less harmful to the environment.

Hazardous waste is inevitable during the battery manufacturing and maintenance processes, and also acknowledged by the Group and its stakeholders. Therefore, Golden Power takes the treatment of hazardous waste seriously and cautiously in designated steps. Hazardous wastes such as machine oil and batteries are treated carefully by seasoned employees in specific area and must be complied with applicable regulations.

#### *Waste generation and management by Group*

Type of waste	2020	2019
Non-hazardous waste disposed (tonnes)	18	18
Paper waste recycled (tonnes)	59	77
Metal waste recycled (tonnes)	295	256
Solid hazardous waste disposed (tonnes) <sup>5</sup>	9	2
Total waste generated (tonnes)	432	411
Total waste recycled (tonnes)	405	391
Total waste intensity (tonnes/million revenue)	0.083	0.065

<sup>5</sup> The major solid hazardous waste is sludge since the new production line and wastewater discharging facilities were in production in the reporting period, the solid waste increased along with the amount of treated wastewater.



## ENVIRONMENTAL, SOCIAL AND GOVERNANCE (CONTINUED)

During the reporting period, the total waste intensity of the Group had increased by 28% when compared to the previous reporting period owing to the increment of solid hazardous waste disposed in this year. The Group paid great attention the change of total waste intensity and seeking for feasible mitigation methods to improve the performance. On the other hand, the amount of metal recycling was slightly increased and helped reduction to divert waste from landfills in a bid practices the Group's commitment.

### 7.5 PACKAGING MATERIALS

Packaging is an important part of the battery products since it prevents damage during the transition from manufacturing units to retailers. Types of packaging materials that the Group used for finished products were on the customers' requests, from paper to plastic. The packaging made of Polyethylene terephthalate ("PET") plastic is recyclable, in other words, customers can return the packaging to the Group for further processing. Aluminium foil was applied in packaging for cell types identification. The Group is looking for more eco-friendly packaging materials for alternatives and diminish the environmental footprints to the earth.

Type of packaging material	2020	2019
Paper (tonnes) <sup>6</sup>	3,117	1,477
Plastic (tonnes)	86	78
Aluminium foil (tonnes)	46	49
Total (tonnes) <sup>6</sup>	3,249	1,604

<sup>6</sup> The increment of paper consumption since the new production line were in production and the package design was changed based on customer request in the reporting period.

## 8 CONTRIBUTE TO THE COMMUNITY

Golden Power is committed to making a positive impact to the community and society. The products from Golden Power are all human-oriented and embodied on the usage of various purposes such as healthcare, beauty and smart-devices. Battery, as a complementary product in different gadgets in our daily lives, enhances the life quality in this rapidly developed IoT era with a long-lasting discharging performance.

Beyond the mentioned above, the Group also expanded the care to the surrounding community. During the reporting period, the Group conducted a mid-autumn festival visit to Jiangmen children and welfare institute. During the visit, our staff brought them traditional festive food and engaged in their daily lives, Golden Power wished to deliver a sense of belonging and community.

Moreover, the Group also conducted a warm visit in a Dongguan Kindergarten to express love and care to children. Our Dongguan factory leaders prepared some gifts and books, as well as communicated and played games with the children. Golden Power is devoted to community services to bringing more positive impacts on the society.

ENVIRONMENTAL, SOCIAL AND GOVERNANCE (CONTINUED)

**Descriptions**

**Photos**

Visiting to Jiangmen children and welfare institute in Mid-autumn festival



A warm visit in a Dongguan Kindergarten



**9 LOOKING FORWARD**

The Group has been paying effort on manufacturing high-quality products to its customers, cultivating a safe and harmonious workplace to staff as well as extending love and care to the neighbourhood along with its business development journey. Golden Power reaches to its commitment through the promised practices and actions.

Looking ahead, the Group will continuously invest in developing high-quality and eco-friendly battery products to promote green living and adapt the everchanging market. On the other hand, the Group shall consistently have open dialogues with various internal and external stakeholders, which helps the Group to construct a more comprehensive sustainability roadmap for more resilient to the future challenges.

10 ESG CONTENT INDEX

Aspect	KPI	Description	Statement/Section
<b>SUBJECT AREA (A) ENVIRONMENT</b>			
<b>A1: EMISSIONS</b>			
A1	<i>General disclosure</i>	Information on: (a) the policies; and (b) compliance	(a) 7.1 Environmental Policy (b) There was no non-compliance noticed during the reporting period.
	A1.1	The types of emissions and respective emissions data.	7.2 Emission Control and Energy Efficiency
	A1.2	Greenhouse gas emissions in total (in tonnes) and, where appropriate, intensity (e.g. per unit of production volume, per facility).	7.2 Emission Control and Energy Efficiency
	A1.3	Total hazardous waste produced (in tonnes) and, where appropriate, intensity (e.g. per unit of production volume, per facility).	7.4 Waste Reduction and Management
	A1.4	Total non-hazardous waste produced (in tonnes) and, where appropriate, intensity (e.g. per unit of production volume, per facility).	7.4 Waste Reduction and Management
	A1.5	Description of measures to mitigate emissions and results achieved.	7. Our Environment
	A1.6	Description of how hazardous and non-hazardous wastes are handled, reduction initiatives and results achieved.	7.4 Waste Reduction and Management
<b>A2: USE OF RESOURCES</b>			
A2	<i>General disclosure</i>	Policies	7.1 Environmental Policy
	A2.1	Direct and/or indirect energy consumption by type (e.g. electricity, gas or oil) in total (kWh in '000s) and intensity (e.g. per unit of production volume, per facility).	7.2 Emission Control and Energy Efficiency
	A2.2	Water consumption in total and intensity (e.g. per unit of production volume, per facility).	7.3 Water Consumption and Wastewater Management
	A2.3	Description of energy use efficiency initiatives and results achieved.	7.2 Emission Control and Energy Efficiency
	A2.4	Description of whether there is any issue in sourcing water that is fit for purpose, water efficiency initiatives and results achieved.	7.3 Water Consumption and Wastewater Management
A2.5	Total packaging material used for finished products (in tonnes) and, if applicable, with reference to per unit produced.	7.5 Packaging Materials	



## ENVIRONMENTAL, SOCIAL AND GOVERNANCE (CONTINUED)

Aspect	KPI	Description	Statement/Section
<b>A3: THE ENVIRONMENT AND NATURAL RESOURCES</b>			
	<i>General disclosure</i>	Policies	7.1 Environmental Policy
A3	<i>A3.1</i>	Description of the significant impacts of activities on the environment and natural resources and the actions taken to manage them.	7. Our Environment
<b>SUBJECT AREA (B) SOCIAL</b>			
<b>B1: EMPLOYMENT</b>			
	<i>General disclosure</i>	Information on: (a) the policies; and (b) compliance	(a) 6.1 Employment and Labour Standards (b) There was no non-compliance noticed during the reporting period.
B1	<i>B1.1</i>	Total workforce by gender, employment type, age group and geographical region.	6.1 Employment and Labour Standards
	<i>B1.2</i>	Employee turnover rate by gender, age group and geographical region.	6.1 Employment and Labour Standards
<b>B2: HEALTH AND SAFETY</b>			
	<i>General disclosure</i>	Information on: (a) the policies; and (b) compliance	(a) 6.3 Occupational Health and Safety (b) There was no non-compliance noticed during the reporting period.
B2	<i>B2.1</i>	Number and rate of work-related fatalities.	6.3 Occupational Health and Safety
	<i>B2.2</i>	Lost days due to work injury.	6.3 Occupational Health and Safety
	<i>B2.3</i>	Description of occupational health and safety measures adopted, how they are implemented and monitored.	6.3 Occupational Health and Safety
<b>B3: DEVELOPMENT AND TRAINING</b>			
	<i>General disclosure</i>	Policies	6.5 Training and Development
B3	<i>B3.1</i>	The percentage of employees trained by gender and employee category (e.g. senior management, middle management).	6.5 Training and Development
	<i>B3.2</i>	The average training hours completed per employee by gender and employee category.	6.5 Training and Development
<b>B4: LABOUR STANDARDS</b>			
	<i>General disclosure</i>	Information on: (a) the policies; and (b) compliance	(a) 6.1 Employment and Labour Standards (b) There was no non-compliance noticed during the reporting period.
B4	<i>B4.1</i>	Description of measures to review employment practices to avoid child and forced labour.	6.1 Employment and Labour Standards
	<i>B4.2</i>	Description of steps taken to eliminate such practices when discovered.	6.1 Employment and Labour Standards

## ENVIRONMENTAL, SOCIAL AND GOVERNANCE (CONTINUED)

Aspect	KPI	Description	Statement/Section
<b>B5: SUPPLY CHAIN MANAGEMENT</b>			
	<i>General disclosure</i>	Policies	5.1 Responsible Sourcing
	<i>B5.1</i>	Number of suppliers by geographical region.	5.1 Responsible Sourcing
B5	<i>B5.2</i>	Description of practices relating to engaging suppliers, number of suppliers where the practices are being implemented, how they are implemented and monitored.	5.1 Responsible Sourcing
<b>B6: PRODUCT RESPONSIBILITY</b>			
	<i>General disclosure</i>	Information on: (a) the policies; and (b) compliance	(a) 5. Our Production (b) There was no non-compliance noticed during the reporting period.
	<i>B6.1</i>	Percentage of total products sold or shipped subject to recalls for safety and health reasons.	5.2 Stringent Quality Control
B6	<i>B6.2</i>	Number of products and service related complaints received and how they are dealt with.	5.4 Product Responsibility
	<i>B6.3</i>	Description of practices relating to observing and protecting intellectual property rights.	5.4 Product Responsibility
	<i>B6.4</i>	Description of quality assurance process and recall procedures.	5.2 Stringent Quality Control 5.4 Product Responsibility
	<i>B6.5</i>	Description of consumer data protection and privacy policies, how they are implemented and monitored.	5.4 Product Responsibility
<b>B7: ANTI-CORRUPTION</b>			
	<i>General disclosure</i>	Information on: (a) the policies; and (b) compliance	(a) 6.2 Business Ethics and Integrity (b) There was no non-compliance noticed during the reporting period.
B7	<i>B7.1</i>	Number of concluded legal cases regarding corrupt practices brought against the issuer or its employees during the reporting period and the outcomes of the cases.	6.2 Business Ethics and Integrity
	<i>B7.2</i>	Description of preventive measures and whistle-blowing procedures, how they are implemented and monitored.	6.2 Business Ethics and Integrity
<b>B8: COMMUNITY INVESTMENT</b>			
	<i>General disclosure</i>	Policies	8. Contribute to the Community
B8	<i>B8.1</i>	Focus areas of contribution (e.g. education, environmental concerns, labour needs, health, culture, sport).	8. Contribute to the Community
	<i>B8.2</i>	Resources contributed (e.g. money or time) to the focus area.	8. Contribute to the Community

# REPORT OF THE DIRECTORS

The Directors are pleased to present their report and the audited consolidated financial statements for the Year.

## CORPORATE HISTORY

The Company was incorporated in the Cayman Islands under the Companies Law (as revised) of the Cayman Islands as an exempted company with limited liability on 7 June 2012.

In preparation for the Listing, the Company became the holding company of the companies comprising the Group pursuant to the reorganisation as more particularly described in the section headed “History, Development and Reorganisation — Reorganisation” in the Prospectus.

The Shares of the Company were listed on GEM of the Stock Exchange on 5 June 2015. On 10 November 2017, the Shares were transferred from GEM to the Main Board of the Stock Exchange.

## PRINCIPAL ACTIVITIES

The Group is principally engaged in the manufacture and sale of a broad range of batteries for various electronic devices to the PRC, Hong Kong and international markets under both its own brand “Golden Power” and the brands of its private label and OEM customers. The products are mainly categorised into two segments, namely (i) disposable batteries; and (ii) rechargeable batteries and other battery-related products. The disposable batteries are categorised into two sub-segments, namely (i) cylindrical batteries; and (ii) micro-button cells. Other battery-related products include battery chargers, battery power packs and electric fans.

There were no significant changes in the nature of the Group’s principal activities during the Year.

## SUBSIDIARIES

Details of the Company’s subsidiaries as at 31 December 2020 are set out in Note 35 of the audited consolidated financial statements.

## FINANCIAL STATEMENTS

The summary of the results, assets and liabilities of the Group for the year ended 31 December 2020 and the state of the Company’s and the Group’s affairs as at that date are set out in consolidated financial statement on page 66 to 130 of this annual report.

## RESULTS AND DIVIDEND

The results of the Group for the Year are set out in the audited consolidated statement of profit or loss and audited consolidated statement of comprehensive income on pages 66 and 67 of this report, respectively.

The Directors did not recommend the payment of any dividend for the Year (2019: Nil).

## CLOSURE OF REGISTER OF MEMBERS

For ascertaining the identity of the shareholders of the Company who will be eligible to attend and vote at the 2021 AGM, the register of members of the Company will be closed from Monday, 17 May 2021 to Friday, 21 May 2021 (both dates inclusive), the period during which no transfer of shares will be registered. In order to be eligible to attend and vote at the 2021 AGM, all completed share transfer instruments accompanied by the relevant share certificates must be lodged with Tricor Investor Services Limited, the Company’s branch share registrar and transfer office in Hong Kong, at Level 54, Hopewell Centre, 183 Queen’s Road East, Hong Kong for registration not later than 4:30 pm on Friday, 14 May 2021.

## BUSINESS REVIEW

The business review of the Group for the Year is set out in the section headed “Management Discussion and Analysis” on page 5 of this report. The business review forms part of this report.

## SEGMENT INFORMATION

Details of segment reporting are set out in Note 5 of the audited consolidated financial statements.



### **CHARITABLE DONATIONS**

No charitable or other donations were made by the Group during the Year (2019: Nil).

### **MAJOR CUSTOMERS AND SUPPLIERS**

During the Year, the largest and the top five customers of the Group accounted for 12.21% (2019: 11.41%) and 39.07% (2019: 39.77%) of the Group's revenue, respectively, for the Year.

During the Year, the Group's purchases from the largest and the top five suppliers accounted for 6.73% (2019: 8.58%) and 28.06% (2019: 34.42%) of the Group's purchases, respectively, for the Year.

To the best of the knowledge of the Directors, none of the Directors, their respective close associates or any shareholder of the Company (which to the knowledge of the Directors owns more than 5% of the issued share capital of the Company), had any interest in any of the Group's top five customers or suppliers.

### **PROPERTY, PLANT AND EQUIPMENT**

Details of movements in the Group's property, plant and equipment during the Year are set out in Note 14 to the audited consolidated financial statements.

### **INVESTMENT PROPERTIES**

Details of the Group's investment properties during the Year are set out in Note 15 to the audited consolidated financial statements.

### **SHARE CAPITAL**

There was no change in the total number of issued Shares and the issued share capital during the Year.

Details of movements in the share capital of the Company during the Year are set out in Note 27 to the audited consolidated financial statements.

### **RESERVES**

Movements in reserves of the Group during the Year are set out in the consolidated statement of changes in equity on page 70 of this report.

### **DISTRIBUTABLE RESERVES**

The Company's reserves as at 31 December 2020 are set out in Note 28(c) to the audited consolidated financial statements.

## REPORT OF THE DIRECTORS (CONTINUED)

### **PURCHASE, SALE OR REDEMPTION OF LISTED SECURITIES**

During the Year, neither the Company nor any of its subsidiaries has purchased, redeemed or sold any of the Shares.

### **BANK LOANS AND OTHER BORROWINGS**

Particulars of bank loans and other borrowings of the Group as at 31 December 2020 are set out in Note 25 to the audited consolidated financial statements.

### **FINANCIAL SUMMARY**

A summary of the results of the Group for the past five financial years is set out on page 131 of this report.

### **IMPORTANT EVENTS AFTER THE YEAR END**

Save as disclosed above, there are no important events subsequent to the end of the Year and up to the date of this report.

### **DIRECTORS**

The Directors since 1 January 2020 and up to the date of this report were:

#### **Executive Directors**

Mr. Chu King Tien (*the chairman of the Group*)

Ms. Chu Shuk Ching

Mr. Tang Chi Him

Mr. Chu Ho Wa

#### **Independent non-executive Directors**

Mr. Hui Kwok Wah

Mr. Ma Sai Yam

Mr. Chow Chun Hin Leslie

### **DIRECTORS' AND SENIOR MANAGEMENT'S BIOGRAPHIES**

Biographical details of the Directors and the senior management of the Company are set out on pages 12 to 15 of this report.

### **DIRECTORS' RETIREMENT AND RE-ELECTION**

In accordance with article 112 of the Articles, any Director appointed by the Board to fill casual vacancy shall hold office until the first general meeting of the Company after his appointment and be subject to re-election at such meeting and any Director appointed by the Board as an addition to the existing Board shall hold office only until the next following annual general meeting of the Company and shall then be eligible for re-election.

In accordance with article 108 of the Articles, at each annual general meeting, one-third of the Directors for the time being, or, if their number is not three or a multiple of three, then the number nearest to but not less than one-third, shall retire from office by rotation provided that every Director (including those appointed for a specific term) shall be subject to retirement by rotation at least once every three years. A retiring Director shall be eligible for re-election.

The Directors to retire by rotation shall include (so far as necessary to obtain the number required) any Director who wishes to retire and not to offer himself for re-election. Any Director who has not been subject to retirement by rotation in the three years preceding the annual general meeting shall retire by rotation at such annual general meeting. Any further Directors so to retire shall be those who have been longest in office since their last re-election or appointment and so that as between persons who became or were last re-elected Directors on the same day those to retire shall (unless they otherwise agree among themselves) be determined by lot.

In accordance with article 108 of the Articles, the following Directors, namely, Mr. Tang Chi Hin, Mr. Chu Ho Wa and Mr. Hui Kwok Wah will retire from office by rotation and, being eligible to, offer themselves for re-election at the 2021 AGM.

No Director proposed for re-election at the 2021 AGM has or is proposed to have a service agreement with the Company which is not determinable by the Company within one year without payment of compensation, other than statutory compensation.

### **CONFIRMATION OF INDEPENDENCE**

The Company has received annual confirmation of independence from all the independent non-executive Directors, namely Mr. Hui Kwok Wah, Mr. Ma Sai Yam, and Mr. Chow Chun Hin Leslie, pursuant to the Listing Rules. The Company considers all of them to be independent pursuant to Rule 3.13 of the Listing Rules as at the date of this report.

### **DIRECTORS' SERVICE CONTRACTS**

The service agreement between the Company and each of the executive Directors is for an initial term of three years commencing from the Listing Date and renewable automatically for successive terms of one year each commencing from the day next after the expiry of the current term of the appointment, unless the Director has not been re-elected as a Director of the Company or has been removed by shareholders of the Company at any of its general meeting in accordance with the Articles. Either the Company or the Director may terminate the service agreement in accordance with the terms thereof.

The Company has entered into a letter of appointment with each of the independent non-executive Directors for fixed term of 2 years upon the expiry of the previous letters of appointment and commencing from June 2020, which may be terminated by either the Company or the Director in accordance with the terms thereof.

There is no director's service contract with the Company or any of its subsidiary which is not determinable by the Company or its subsidiary within one year without payment of compensation (other than statutory compensation) as at 31 December 2020.

### **DIRECTORS' MATERIAL INTERESTS IN CONTRACTS**

For the Directors' material interest in contracts with the Group, please refer to the paragraphs headed "Related Party Transactions and Continuing Connected Transactions" below in this report.

Save as disclosed in this report, no Director or the associates of the Director had any material interest, either directly or indirectly, in any transaction, arrangement or contract of significance in relation to the business of the Group to which the Company or any of its subsidiaries was a party during or at the end of the Year.



## REPORT OF THE DIRECTORS (CONTINUED)

### COMPETING INTERESTS

During the Year, none of the Directors, the controlling shareholders of the Company and their respective close associates had any business or interest that competes or may compete with the business of the Group nor had any other conflicts of interest with the Group.

A deed of non-competition dated 24 September 2014 has been entered into by Mr. Chu King Tien and Golden Villa, the controlling shareholders of the Company within the meaning of the Listing Rules (collectively the “**Controlling Shareholders**”) in favour of the Company regarding certain non-competition undertakings given by the Controlling Shareholders in favour of the Company. The details of this deed of non-competition have been disclosed in the section headed “Relationship with Controlling Shareholders” in the Prospectus.

Each of the Controlling Shareholders has given an annual declaration to the Company confirming that he/it has complied with the non-competition undertakings provided to the Company under the said deed of non-competition. The independent non-executive directors have reviewed the status of compliance and enforcement of the non-competition undertaking and confirmed that all the undertakings thereunder have been complied for the Year.

### REMUNERATION OF THE DIRECTORS AND FIVE INDIVIDUALS WITH HIGHEST EMOLUMENTS

Details of the remuneration of the Directors and the five highest paid individuals are set out in Note 9 of the audited consolidated financial statements. No Director has waived or has agreed to waive any emolument during the Year.

### EMOLUMENT POLICY

The Remuneration Committee is responsible for making recommendations to the Board on the Company’s policy and structure for all the Directors and members of the senior management remuneration, having regard to market competitiveness, individual performance and achievement. The Remuneration Committee would conduct annual review of the emoluments of the Director and remuneration package of the members of the senior management or conduct ad hoc review when necessary. The Company has adopted a share option scheme as part of the potential remuneration package to the Directors and the relevant eligible participants.

The emoluments of the Directors are determined based on the skills, knowledge, individual performance as well as contributions, the scope of responsibility and accountability of each Director, and taking into consideration the Company’s performance and prevailing market conditions.

### CONTRACT OF SIGNIFICANCE WITH CONTROLLING SHAREHOLDERS

Save for those disclosed above or in this report, there were no contracts of significance between the Company or any of its subsidiaries and a controlling shareholder or any of its subsidiaries nor any contracts of significance for the provision of services to the Company or any of its subsidiaries by a controlling shareholder or any of its subsidiaries during the year.

## DIRECTORS' AND CHIEF EXECUTIVE'S INTERESTS AND SHORT POSITIONS IN SHARES, UNDERLYING SHARES AND DEBENTURES

### Interests in the Company

As at 31 December 2020, the interests or short positions of the Directors or the chief executive of the Company in the Shares, underlying Shares or debentures of the Company (within the meaning of Part XV of the Securities and Futures Ordinance (Chapter 571 of the Laws of Hong Kong) (the "SFO")) (i) which were required to be notified to the Company and the Stock Exchange pursuant to Divisions 7 and 8 of Part XV of the SFO (including interests or short positions which they were taken or deemed to have under such provisions of the SFO); or (ii) which were required, pursuant to Section 352 of the SFO, to be entered into the register referred to therein; or (iii) which were required to be notified to the Company and the Stock Exchange pursuant to the standard of dealings by the Directors as referred to in the Listing Rules, were as follows:

### Long positions in the Shares

Name	Nature of interest	Total number of shares held (Long Position)	Approximate percentage of shareholding
Chu King Tien (Chairman and executive Director)	Interest in a controlled corporation (Note)	140,000,000 Shares	58.33%
Chu Shuk Ching (Executive Director and Chief Executive Officer)	Beneficial owner	2,000,000 Shares	0.83%

Note:

These Shares are held by Golden Villa, which is wholly and beneficially owned by Mr. Chu King Tien. By virtue of the SFO, Mr. Chu King Tien is deemed to be interested in all the Shares held by Golden Villa in the Company.

### Interests in associated corporations of the Company

As at 31 December 2020, the interests or short positions of the Directors or chief executive of the Company in the shares, underlying shares and debentures of the Company's associated corporations (within the meaning of Part XV of the SFO (i) which were required to be notified to the Company and the Stock Exchange pursuant to Divisions 7 and 8 of Part XV of the SFO (including interests or short positions which they were taken or deemed to have under such provisions of the SFO); or (ii) which were required, pursuant to Section 352 of the SFO, to be entered in the register referred to therein; or (iii) which were required to be notified to the Company and the Stock Exchange pursuant to the standard of dealings by the Directors as referred to in, were as follows:

### Long positions in the shares of the associated corporation

Name of Director	Name of associated corporation	Nature of interest	Number of Shares (long position)	Approximate percentage of shareholding
Mr. Chu King Tien	Golden Villa	Beneficial owner	50,000	100%

## REPORT OF THE DIRECTORS (CONTINUED)

Save as disclosed above, as at 31 December 2020, none of the Directors and chief executive of the Company had any interests or short positions in the shares, underlying shares or debentures of the Company or any of its associated corporations (within the meaning of Part XV of the SFO) (i) which were required to be notified to the Company and the Stock Exchange pursuant to Divisions 7 and 8 of Part XV of the SFO (including interests or short positions which were taken or deemed to have under such provisions of the SFO); or (ii) which were required, pursuant to Section 352 of the SFO, to be entered into the register referred to therein; or (iii) which were required to be notified to the Company and the Stock Exchange pursuant to the standard of dealings by the Directors as referred to in the Listing Rules.

### SUBSTANTIAL SHAREHOLDERS' AND OTHER PERSONS' INTERESTS AND SHORT POSITIONS IN SHARES, UNDERLYING SHARES AND DEBENTURES

So far as the Directors are aware, as at 31 December 2020, the following persons (other than the Directors and chief executive of the Company) had or deemed or taken to have an interest and/or short position in the Shares, the underlying Shares or debentures of the Company which were required to be recorded in the register of interests in shares and short positions required to be kept by the Company pursuant to Section 336 of the SFO, or which would fall to be disclosed under the provisions of Divisions 2 and 3 of Part XV of the SFO.

#### Long positions in the shares

Name	Nature of interest	Total number of shares held	Approximate percentage of shareholding
Golden Villa	Beneficial owner	140,000,000 Shares	58.33%
Ms. Mo Yuk Ling (Note)	Interest of spouse	140,000,000 Shares	58.33%

Note:

Ms. Mo Yuk Ling is the spouse of Mr. Chu King Tien. Under the SFO, Ms. Mo Yuk Ling is deemed to be interested in the same number of shares in which Mr. Chu King Tien is interested.

Save as disclosed above, as at 31 December 2020, the Directors were not aware of any other persons who had or deemed or taken to have any interests or short positions in the Shares, underlying Shares or debentures of the Company which would fall to be disclosed to the Company under the provisions of Divisions 2 and 3 of Part XV of the SFO or which were required to be recorded in the register of interests required to be kept by the Company under Section 336 of the SFO.

### SHARE OPTION SCHEME

A share option scheme (the "Scheme") was conditionally adopted by the written resolutions of the Company's sole shareholder passed on 15 May 2015. As of the date of this report, no option had been granted, agreed to be granted, exercised, cancelled or lapsed under the Scheme.

#### 1) Purpose

The purpose of the Scheme is to enable the Group to grant options to the eligible participants as incentives or rewards for their contribution to the Group and/or to enable the Group to recruit and retain high-caliber employees and attract human resources that are valuable to the Group or any entity in which any member of the Group holds any equity interest (the "Invested Entity").

**2) Qualifying participants**

Subject to the provisions in the Scheme, the Board shall be entitled at any time and from time to time within the period of ten years after the date of adoption of the Scheme to make an offer to any of the following classes of persons:

- (i) any employee (whether full time or part time, including Director) of the Company, its subsidiaries and any Invested Entity;
- (ii) any Director (including any non-executive Director and independent non-executive Director) of the Company, any of its subsidiary or any Invested Entity;
- (iii) any supplier of goods or services to any member of the Group or any Invested Entity;
- (iv) any customer of any member of the Group or any Invested Entity;
- (v) any person or entity that provides research, development or other technological support to any member of the Group or any Invested Entity;
- (vi) any shareholder of any member of the Group or any Invested Entity or any holder of any security issued by any member of the Group or any Invested Entity;
- (vii) any adviser (professional or otherwise), consultant, individual or entity who in the opinion of the Directors has contributed or will contribute to the growth and development of the Group; and
- (viii) any other group or class of participants who has contributed or may contribute by way of joint venture, business alliance or other business arrangement to the development and growth of the Group.

**3) Maximum number of the Shares**

The maximum number of the Shares in respect of which options may be granted under the Scheme and under any other share option schemes of the Company (excluding, for this purpose, Shares which would have been issuable pursuant to options which have lapsed in accordance with the terms of the Scheme or any other share option scheme of the Company) must not in aggregate exceed 10% of the total number of the Shares of the Company in issue as at Listing Date, being 16,000,000 Shares. The Company may, subject to the issue of a circular, the shareholders' approval in general meeting and/or such other requirements prescribed under the Listing Rules, refresh this limit at any time to 10% of the Shares in issue as at the date of the shareholders' approval. The above is subject to the condition that the maximum number of the Shares of the Company which may be issued upon exercise of all outstanding options granted and yet to be exercised under the Scheme and any other share option schemes of the Company at any time shall not exceed 30% of the Shares of the Company in issue from time to time.

As at the date of this report, no Share options has been granted by the Company and the outstanding number of Share options available for grant under the Scheme is 16,000,000 Share options to subscribe for the Shares, representing approximately 10% of the issued share capital of the Company.



## REPORT OF THE DIRECTORS (CONTINUED)

### 4) Limit for each participant

The total number of the Shares of the Company issued and which may fall to be issued upon exercise of the options granted under the Scheme and any other share option schemes of the Company (including both exercised and outstanding options) to each participant in any 12-month period shall not exceed 1% of the Shares in issue for the time being. Any further grant of options in excess of this 1% limit shall be subject to the issue of a circular, the approval of the shareholders of the Company in general meeting and/or other requirements prescribed under the Listing Rules.

### 5) Exercise of an option

An option may be exercised in accordance with the terms of the Scheme at any time during a period to be determined and notified by the Directors to each grantee, which period may commence on the date upon which the offer for the grant of is made but shall end in any event not later than ten years from the date of the grant of the option subject to the provisions for early termination thereof.

Unless otherwise determined by the Directors and stated in the offer of the grant of the option to a grantee, there is no minimum period required under the Scheme for the holding of an option before it can be exercised.

### 6) Acceptance and payment on acceptance

The options granted under the Scheme shall remain open for acceptance for a period of up to 21 days from the date on which the options are offered to an eligible person. Upon acceptance of the option, the eligible person shall pay HK\$1 to the Company as consideration for the grant.

### 7) Subscription price

The subscription price of a Share in respect of any option granted under the Scheme will be a price determined by the Board at its discretion and shall not be less than the highest of (i) the closing price of the Shares of the Company as stated in the daily quotations sheet of Stock Exchange for trade in one or more board lots of the Shares on the date on which an offer is made to an eligible person, which must be a business day; (ii) the average closing price of the Shares of the Company as stated in the Stock Exchange's daily quotation sheets for the five business days immediately preceding the date on which an offer is made to an eligible person; and (iii) the nominal value of a Share.

### 8) Remaining life of the Scheme

The Scheme will remain valid and effective for a period of 10 years commencing from 15 May 2015 after which no further option shall be granted.

## RELATED PARTY TRANSACTIONS AND CONNECTED TRANSACTIONS

The related party transactions entered into by the Group during the Year are set out in Note 31 to the audited consolidated financial statements. The Directors consider that no related party transactions did fall under the definition of "connected transactions" or "continuing connected transactions" (as the case may be) under Chapter 14A of the Listing Rules, which are required to comply with any of the reporting, announcement or independent shareholders' approval requirements under the Listing Rules.

### Connected Transactions and Continuing Connected Transactions

During the Year, there was no connected transaction or continuing connected transactions entered into by the Group which required reporting, annual review, announcement, circular and independent shareholders' approval requirements pursuant to the Listing Rules.

The related party transactions in relation to key management personnel remuneration as disclosed in Note 31(b) to the audited consolidated financial statements are connected transactions exempt from the reporting, annual review, announcement, circular and independent shareholders' approval requirements pursuant to the Listing Rules.

## **CORPORATE GOVERNANCE**

The Company has complied with the provisions as set out in the CG Code during the Year.

Details of the Company's corporate governance practices are set out in the Corporate Governance Report on pages 16 to 27 of this report.

## **ENVIRONMENTAL, SOCIAL AND GOVERNANCE REPORT**

Please refer to the Environmental, Social and Governance Report (the "ESG Report") on pages 28 to 51 of this report.

## **MANAGEMENT CONTRACTS**

No contract concerning the management and administration of the whole or any substantial part of the business of the Group was entered into or in existence during the Year.

## **SUFFICIENCY OF PUBLIC FLOAT**

Based on the information that is publicly available to the Company and within the knowledge of the Directors, the Company has maintained the prescribed public float of not less than 25% of the Company's issued Shares as required under the Listing Rules for the Year and up to the date hereof.

## **PRE-EMPTIVE RIGHTS**

There is no provision for pre-emptive rights under the Articles or the laws of the Cayman Islands, which would oblige the Company to offer new shares on a pro-rata basis to existing shareholders.

## **INDEPENDENT AUDITOR**

The consolidated financial statements of the Group for the Year have been audited by PKF Hong Kong Limited, who will retire and, being eligible, offer themselves for re-appointment at the 2021 AGM. A resolution for their re-appointment as the auditor of the Company will be proposed at the 2021 AGM.

## **REVIEW BY AUDIT COMMITTEE**

The audited consolidated financial statements of the Group for the Year have been reviewed by the audit committee of the Board. The audit committee is of the opinion that the audited consolidated financial statements of the Group for the Year comply with the applicable accounting standards, the Listing Rules and that adequate disclosures have been made.

## **EVENT AFTER REPORTING PERIOD**

The Group had no material events for disclosure subsequent to 31 December 2020 and up to the date of this report.

On behalf of the Board

**Mr. Chu King Tien**

*Chairman*

Hong Kong, 25 March 2021

# INDEPENDENT AUDITOR'S REPORT



26/F, Citicorp Centre  
18 Whitfield Road  
Causeway Bay  
Hong Kong

大信梁學濂(香港)會計師事務所有限公司

香港  
銅鑼灣  
威非路18號  
萬國寶通中心26樓

## TO THE SHAREHOLDERS OF GOLDEN POWER GROUP HOLDINGS LIMITED

*(Incorporated in the Cayman Islands with limited liability)*

### OPINION

We have audited the consolidated financial statements of Golden Power Group Holdings Limited (the “**Company**”) and its subsidiaries (together the “**Group**”) set out on pages 66 to 130, which comprise the consolidated statement of financial position at 31 December 2020, and the consolidated statement of profit or loss, consolidated statement of comprehensive income, consolidated statement of changes in equity and consolidated statement of cash flows for the year then ended, and notes to the consolidated financial statements, including a summary of significant accounting policies.

In our opinion, the consolidated financial statements give a true and fair view of the Group’s consolidated financial position at 31 December 2020, and of its consolidated financial performance and its consolidated cash flows for the year then ended in accordance with Hong Kong Financial Reporting Standards (“**HKFRSs**”) issued by Hong Kong Institute of Certified Public Accountants (“**HKICPA**”) and have been properly prepared in compliance with the disclosure requirements of the Hong Kong Companies Ordinance.

### BASIS FOR OPINION

We conducted our audit in accordance with Hong Kong Standards on Auditing (“**HKSAs**”) issued by the HKICPA. Our responsibilities under those standards are further described in the “Auditor’s Responsibilities for the audit of the consolidated financial statements” section of our report. We are independent of the Group in accordance with the HKICPA’s Code of Ethics for Professional Accountants (“**Code**”), and we have fulfilled our other ethical responsibilities in accordance with the Code. We believe that the audit evidence we have obtained is sufficient and appropriate to provide a basis for our opinion.

### KEY AUDIT MATTERS

Key audit matters are those matters that, in our professional judgment, were of most significance in our audit of the consolidated financial statements of the current period. These matters were addressed in the context of our audit of the consolidated financial statements as a whole, and in forming our opinion thereon, and we do not provide a separate opinion on these matters.

#### Valuation of investment properties

The Group holds a portfolio of investment properties in Hong Kong with a fair value of approximately HK\$104,000,000 which accounted for approximately 18% of the Group’s total assets at 31 December 2020. The fair value of investment properties at 31 December 2020 was based on a valuation performed by an independent firm of qualified external property valuers. A decrease in fair value of approximately HK\$4,500,000 was recognised in profit or loss for the year ended 31 December 2020.

We identified valuation of the Group’s investment properties as a key audit matter because of the significance of investment properties to the Group’s total assets and the significance changes of fair value on investment properties to the Group’s profit before income tax and because the valuation of investment properties can be inherently subjective and requires significant judgement and estimation associated with determining the fair value.

Our major procedures in relation to assessing the valuation of investment properties included:

- Obtaining and inspecting the valuation reports prepared by the external property valuers engaged by the Group and on which the directors' assessment of the fair value of investment properties was based;
- Assessing the external property valuers' qualifications, experience and expertise in the properties being valued and considering their objectivity and independence;
- Discussing with the external property valuers independently for their valuation methodology and assessing the key estimates and assumptions adopted in the valuation;
- Evaluating the reasonableness of adjustments made by external property valuers by reference to the similar properties relating to location and size of properties; and
- Checking arithmetical accuracy of calculations.

### OTHER INFORMATION

The directors are responsible for the other information which comprises the information included in the Group's annual report for the year ended 31 December 2020 ("**Annual Report**"), other than the consolidated financial statements and our auditor's report thereon.

Our opinion on the consolidated financial statements does not cover the other information and we do not express any form of assurance conclusion thereon.

In connection with our audit of the consolidated financial statements, our responsibility is to read the other information and, in doing so, consider whether the other information is materially inconsistent with the consolidated financial statements or our knowledge obtained in the audit or otherwise appears to be materially misstated. If, based on the work we have performed, we conclude that there is a material misstatement of this other information, we are required to report that fact. We have nothing to report in this regard.

### DIRECTORS' RESPONSIBILITIES FOR THE CONSOLIDATED FINANCIAL STATEMENTS

The directors of the Company are responsible for the preparation of consolidated financial statements that give a true and fair view in accordance with HKFRSs issued by the HKICPA and are in compliance with the disclosure requirements of the Hong Kong Companies Ordinance and for such internal control as the directors determine is necessary to enable the preparation of consolidated financial statements that are free from material misstatement, whether due to fraud or error.

In preparing the consolidated financial statements, the directors are responsible for assessing the Group's ability to continue as a going concern, disclosing, as applicable, matters related to going concern and using the going concern basis of accounting unless the directors either intend to liquidate the Group or to cease operations, or have no realistic alternative but to do so.

The directors are responsible for overseeing the Group's financial reporting process.



## INDEPENDENT AUDITOR'S REPORT (CONTINUED)

### AUDITOR'S RESPONSIBILITIES FOR THE AUDIT OF THE CONSOLIDATED FINANCIAL STATEMENTS

Our objectives are to obtain reasonable assurance about whether the consolidated financial statements as a whole are free from material misstatement, whether due to fraud or error, and to issue an auditor's report that includes our opinion. This report is made solely to you, as a body, in accordance with section 405 of the Hong Kong Companies Ordinance, and for no other purpose. We do not assume responsibility towards or accept liability to any other person for the contents of this report.

Reasonable assurance is a high level of assurance, but is not a guarantee that an audit conducted in accordance with HKSA's will always detect a material misstatement when it exists. Misstatements can arise from fraud or error and are considered material if, individually or in the aggregate, they could reasonably be expected to influence the economic decisions of users taken on the basis of these consolidated financial statements.

As part of an audit in accordance with HKSA's, we exercise professional judgment and maintain professional skepticism throughout the audit. We also:

- Identify and assess the risks of material misstatement of the consolidated financial statements, whether due to fraud or error, design and perform audit procedures responsive to those risks, and obtain audit evidence that is sufficient and appropriate to provide a basis for our opinion. The risk of not detecting a material misstatement resulting from fraud is higher than for one resulting from error, as fraud may involve collusion, forgery, intentional omissions, misrepresentations, or the override of internal control.
- Obtain an understanding of internal control relevant to the audit in order to design audit procedures that are appropriate in the circumstances, but not for the purpose of expressing an opinion on the effectiveness of the Group's internal control.
- Evaluate the appropriateness of accounting policies used and the reasonableness of accounting estimates and related disclosures made by the directors.
- Conclude on the appropriateness of the directors' use of the going concern basis of accounting and, based on the audit evidence obtained, whether a material uncertainty exists related to events or conditions that may cast significant doubt on the Group's ability to continue as a going concern. If we conclude that a material uncertainty exists, we are required to draw attention in our auditor's report to the related disclosures in the consolidated financial statements or, if such disclosures are inadequate, to modify our opinion. Our conclusions are based on the audit evidence obtained up to the date of our auditor's report. However, future events or conditions may cause the Group to cease to continue as a going concern.
- Evaluate the overall presentation, structure and content of the consolidated financial statements, including the disclosures, and whether the consolidated financial statements represent the underlying transactions and events in a manner that achieves fair presentation.
- Obtain sufficient appropriate audit evidence regarding the financial information of the entities or business activities within the Group to express an opinion on the consolidated financial statements. We are responsible for the direction, supervision and performance of the group audit. We remain solely responsible for our audit opinion.

We communicate with the directors regarding, among other matters, the planned scope and timing of the audit and significant audit findings, including any significant deficiencies in internal control that we identify during our audit.

We also provide the directors with a statement that we have complied with relevant ethical requirements regarding independence, and to communicate with them all relationships and other matters that may reasonably be thought to bear on our independence, and where applicable, actions taken to eliminate threats or safeguards applied.

## INDEPENDENT AUDITOR'S REPORT (CONTINUED)

From the matters communicated with the directors, we determine those matters that were of most significance in the audit of the consolidated financial statements of the current period and are therefore the key audit matters. We describe these matters in our auditor's report unless law or regulation precludes public disclosure about the matter or when, in extremely rare circumstances, we determine that a matter should not be communicated in our report because the adverse consequences of doing so would reasonably be expected to outweigh the public interest benefits of such communication.

The engagement director on the audit resulting in this independent auditor's report is Wan Tak Shing (Practising Certificate Number: P04844).

**PKF Hong Kong Limited**  
*Certified Public Accountants*  
Hong Kong

25 March 2021

# CONSOLIDATED STATEMENT OF PROFIT OR LOSS

For the year ended 31 December 2020

	Notes	2020 HK\$'000	2019 HK\$'000
Revenue	5	315,415	314,203
Cost of sales		(234,591)	(239,991)
Gross profit		80,824	74,212
Other revenue	6	6,454	7,624
Other gains and losses	7	(1,643)	(527)
Selling expenses		(15,863)	(15,917)
General and administrative expenses		(49,455)	(52,531)
Profit from operations		20,317	12,861
Finance costs	8(a)	(3,792)	(6,001)
Profit before income tax	8	16,525	6,860
Income tax	10	(4,185)	520
Profit for the year attributable to the equity shareholders of the Company		12,340	7,380
Earnings per share (HK cents)			
— Basic	12	5.14	3.08
— Diluted	12	N/A	N/A

The notes on pages 73 to 130 form part of these consolidated financial statements. Detail of dividends paid or payable of the Company are set out in Note 13 to the consolidated financial statements.

# CONSOLIDATED STATEMENT OF COMPREHENSIVE INCOME

For the year ended 31 December 2020

	2020 HK\$'000	2019 HK\$'000
Profit for the year	12,340	7,380
Other comprehensive income/(loss) for the year, net of tax: Item that may be reclassified subsequently to profit or loss: Exchange differences arising on translation of financial statements of foreign operations	4,956	(3,475)
Total comprehensive income for the year attributable to the equity shareholders of the Company	17,296	3,905

The notes on pages 73 to 130 form part of these consolidated financial statements.



# CONSOLIDATED STATEMENT OF FINANCIAL POSITION

At 31 December 2020

	Notes	2020 HK\$'000	2019 HK\$'000
<b>NON-CURRENT ASSETS</b>			
Property, plant and equipment	14	293,655	279,444
Investment properties	15	104,000	108,500
Intangible assets	16	186	108
Prepaid land lease payments	17	4,660	4,568
Right-of-use assets	18	2,976	2,620
Deposits paid for acquisition of property, plant and equipment	21	10,573	3,782
Deferred tax assets	11	4,995	9,013
		<b>421,045</b>	<b>408,035</b>
<b>CURRENT ASSETS</b>			
Inventories	19	59,761	40,077
Trade and bills receivables	20	50,239	47,835
Deposits, prepayments and other receivables	21	26,004	20,610
Income tax recoverable		254	2,039
Cash and bank balances		14,452	18,227
		<b>150,710</b>	<b>128,788</b>
<b>DEDUCT:</b>			
<b>CURRENT LIABILITIES</b>			
Trade payables	22	90,025	72,532
Other payables and accruals	23	12,618	12,615
Contract liabilities	24	3,416	3,133
Bank borrowings	25	144,113	140,350
Lease liabilities	26	716	2,671
Income tax payable		1,428	194
		<b>252,316</b>	<b>231,495</b>
<b>NET CURRENT LIABILITIES</b>		<b>(101,606)</b>	<b>(102,707)</b>

## CONSOLIDATED STATEMENT OF FINANCIAL POSITION (CONTINUED)

At 31 December 2020

	Notes	2020 HK\$'000	2019 HK\$'000
<b>TOTAL ASSETS LESS CURRENT LIABILITIES</b>		<b>319,439</b>	305,328
<b>DEDUCT:</b>			
<b>NON-CURRENT LIABILITIES</b>			
Bank borrowings	25	44,194	47,104
Lease liabilities	26	1,815	—
Deferred tax liabilities	11	1,339	3,429
		<b>47,348</b>	50,533
<b>NET ASSETS</b>		<b>272,091</b>	254,795
<b>REPRESENTING:</b>			
<b>CAPITAL AND RESERVES</b>			
Share capital	27	2,400	2,400
Reserves	28	269,691	252,395
<b>TOTAL EQUITY</b>		<b>272,091</b>	254,795

Approved and authorised for issue by the Board of Directors on 25 March 2021.

**Mr. Chu King Tien**  
*EXECUTIVE DIRECTOR*

**Ms. Chu Shuk Ching**  
*EXECUTIVE DIRECTOR*

The notes on pages 73 to 130 form part of these consolidated financial statements.

# CONSOLIDATED STATEMENT OF CHANGES IN EQUITY

For the year ended 31 December 2020

	Share capital HK\$'000	Share premium HK\$'000	Statutory reserve HK\$'000 Note 28(c)(i)	Exchange reserve HK\$'000 Note 28(c)(ii)	Capital reserve HK\$'000 Note 28(c)(iii)	Property revaluation reserve HK\$'000	Retained profits HK\$'000	Total equity HK\$'000
At 1 January 2019	2,400	90,043	5,914	(3,160)	29,819	51,697	74,177	250,890
Profit for the year	—	—	—	—	—	—	7,380	7,380
Exchange differences arising on translation of financial statements of foreign operations	—	—	—	(3,475)	—	—	—	(3,475)
Total comprehensive income for the year	—	—	—	(3,475)	—	—	7,380	3,905
At 31 December 2019 and 1 January 2020	2,400	90,043	5,914	(6,635)	29,819	51,697	81,557	254,795
Profit for the year	—	—	—	—	—	—	12,340	12,340
Exchange differences arising on translation of financial statements of foreign operations	—	—	—	4,956	—	—	—	4,956
Total comprehensive income for the year	—	—	—	4,956	—	—	12,340	17,296
At 31 December 2020	2,400	90,043	5,914	(1,679)	29,819	51,697	93,897	272,091

The notes on pages 73 to 130 form part of these consolidated financial statements.

# CONSOLIDATED STATEMENT OF CASH FLOWS

For the year ended 31 December 2020

	2020 HK\$'000	2019 HK\$'000
<b>CASH FLOWS FROM OPERATING ACTIVITIES</b>		
Profit before income tax	16,525	6,860
Adjustments for:		
Amortisation of intangible assets	85	59
Amortisation of prepaid land lease payments	208	211
Bad debts on trade receivables written off	222	—
Bad debts on other receivables written off	162	162
Depreciation of property, plant and equipment	22,341	16,879
Depreciation of right-of-use assets	2,591	2,806
Finance costs	3,792	6,001
Loss on disposals of property, plant and equipment	1,895	1,287
Interest income	(17)	(21)
Fair value losses/(gains) on investment properties	4,500	(3,100)
Gain on termination of lease	(54)	(2)
Write-down to net realisable value on inventories	2,560	699
Written off of property, plant and equipment	96	—
Exchange differences	(38)	326
Operating profit before working capital changes	54,868	32,167
(Increase)/decrease in inventories	(10,769)	16,190
Increase in trade and bills receivables	(2,103)	(2,488)
(Increase)/decrease in deposits, prepayments and other receivables	(5,254)	9,552
Increase/(decrease) in trade payables	11,163	(19,083)
(Decrease)/increase in other payables and accruals	(1,851)	1,060
Increase/(decrease) in contract liabilities	283	(1,285)
Cash generated from operations	46,337	36,113
Interest received	17	21
Income tax refunded/(paid)	1,109	(522)
<b>NET CASH GENERATED FROM OPERATING ACTIVITIES</b>	<b>47,463</b>	<b>35,612</b>
<b>CASH FLOWS FROM INVESTING ACTIVITIES</b>		
Payments to acquire property, plant and equipment	(30,683)	(41,578)
Deposit paid for acquisition of property, plant and equipment	(10,056)	(3,819)
Payments to acquire right-of-use assets	(131)	—
Payments to acquire intangible assets	(163)	—
Sale proceeds from disposals of property, plant and equipment	523	637
<b>NET CASH USED IN INVESTING ACTIVITIES</b>	<b>(40,510)</b>	<b>(44,760)</b>



## CONSOLIDATED STATEMENT OF CASH FLOWS (CONTINUED)

For the year ended 31 December 2020

	Note	2020 HK\$'000	2019 HK\$'000
<b>CASH FLOWS FROM FINANCING ACTIVITIES</b>			
New bank borrowings raised	29	164,608	166,812
Repayment of bank borrowings	29	(166,415)	(148,486)
Interest paid	29	(6,770)	(7,026)
Capital element of lease rentals paid	29	(2,404)	(2,752)
Interest element of lease rentals paid	29	(93)	(168)
<b>NET CASH (USED IN)/GENERATED FROM FINANCING ACTIVITIES</b>		<b>(11,074)</b>	<b>8,380</b>
<b>NET DECREASE IN CASH AND CASH EQUIVALENTS EFFECT OF FOREIGN EXCHANGE RATE CHANGES, NET</b>		<b>(4,121)</b>	<b>(768)</b>
<b>CASH AND CASH EQUIVALENTS AT THE BEGINNING OF THE YEAR</b>		<b>18,227</b>	<b>19,105</b>
<b>CASH AND CASH EQUIVALENTS AT THE END OF THE YEAR</b>		<b>14,452</b>	<b>18,227</b>
<b>ANALYSIS OF CASH AND CASH EQUIVALENTS</b>			
Cash and bank balances		14,452	18,227

The notes on pages 73 to 130 form part of these consolidated financial statements.

# NOTES TO THE CONSOLIDATED FINANCIAL STATEMENTS

For the year ended 31 December 2020

## 1. CORPORATE INFORMATION

Golden Power Group Holdings Limited (the “**Company**”) was incorporated in the Cayman Islands on 7 June 2012 as an exempted company with limited liability under the Companies Law (as revised) of the Cayman Islands. The registered office of the Company is located at Clifton House, 75 Fort Street, P.O. Box 1350, Grand Cayman KY1-1108, Cayman Islands. The Company’s headquarters and principal place of business in Hong Kong is located at Flat C, 20/F, Block 1, Tai Ping Industrial Centre, 57 Ting Kok Road, Tai Po, New Territories, Hong Kong.

Pursuant to the reorganisation of the Company and its subsidiaries (together referred to as the “**Group**”) in connection with the listing of the shares (the “**Share(s)**”) of the Company on GEM of the Stock Exchange of Hong Kong Limited (the “**Stock Exchange**”) (the “**Listing**”), the Company became the holding company of the Group on 25 September 2014 (the “**Reorganisation**”). Details of the Reorganisation were set out in the section headed “History, Development and Reorganisation — Reorganisation” of the prospectus of the Company dated 29 May 2015 (the “**Prospectus**”). The Shares were listed and traded on the GEM of the Stock Exchange on 5 June 2015 (the “**Listing Date**”). On 10 November 2017, the listing of shares of the Company was transferred from GEM to the Main Board of the Stock Exchange.

The principal activity of the Company is investment holding. The Group is principally engaged in the manufacture and sale of a broad range of batteries for various electronic devices to Hong Kong, the People’s Republic of China (“**the PRC**”) and international markets. The ultimate controlling party of the Group is Mr. Chu King Tien (“**Mr. Chu**” or the “**Controlling Shareholder**”).

In the opinion of the directors (“**Directors**”), Golden Villa Ltd. (“**Golden Villa**”), a company incorporated in the British Virgin Islands (“**BVI**”), is the immediate and ultimate holding company of the Company.

## 2. BASIS OF PREPARATION

### (a) Compliance with Hong Kong Financial Reporting Standards

The consolidated financial statements have been prepared in accordance with all applicable Hong Kong Financial Reporting Standards (“**HKFRSs**”), which collective term includes all applicable individual Hong Kong Financial Reporting Standards (“**HKFRS**”), Hong Kong Accounting Standards (“**HKAS**”) and Interpretations (“**HK(IFRIC)-Int**”) issued by the Hong Kong Institute of Certified Public Accountants (“**HKICPA**”), accounting principles generally accepted in Hong Kong and the disclosure requirements of the Hong Kong Companies Ordinance. The consolidated financial statements also comply with the applicable disclosure provisions of the Rules Governing the Listing of Securities on the Stock Exchange (the “**Listing Rules**”).

### (b) Initial application of HKFRSs

In the current year, the Group has applied the “*Amendments to Reference to the Conceptual Framework in HKFRS Standards*” and the following amendments to HKFRSs issued by the HKICPA for the first time, which are mandatorily effective for the annual period beginning on or after 1 January 2020 for the preparation of the consolidated financial statements.

Amendments to HKAS 1 and HKAS 8	Definition of Material
Amendments to HKFRS 3	Definition of a Business
Amendments to HKFRS 9, HKAS 39 and HKFRS 7	Interest Rate Benchmark Reform

In addition, the Group has early applied the “*Amendment to HKFRS 16 Covid-19 Related Rent Concessions*” which is effective for annual periods beginning on or after 1 June 2020. Except as described below in Note 2(d), the application of “*Amendments to Reference to the Conceptual Framework in HKFRS Standards*” and the amendments to HKFRSs in the current year had no material impact on the Group’s financial positions and performance for the current and prior years and/or on the disclosures set out in these consolidated financial statements.

## NOTES TO THE CONSOLIDATED FINANCIAL STATEMENTS (CONTINUED)

For the year ended 31 December 2020

### 2. BASIS OF PREPARATION (continued)

#### (c) HKFRSs in issue but not yet effective

The following HKFRSs in issue at 31 December 2020 have not been applied in the preparation of the Group's consolidated financial statements for the year then ended since they were not yet effective for the annual period beginning on 1 January 2020:

HKFRS 17	Insurance contract <sup>1</sup>
Amendments to HKAS 1	Classification of liabilities as current or non-current <sup>1</sup>
Hong Kong Interpretation 5 (2020)	Presentation of Financial Statements — Classification by the Borrower of a Term Loan <sup>1</sup>
Amendments to HKFRS 3	Update reference to the conceptual framework <sup>2</sup>
Amendments to HKAS 16	Proceeds before intended use <sup>2</sup>
Amendments to HKAS 37	Onerous contracts — costs of fulfilling a contract <sup>2</sup>
Annual Improvements Revised Accounting Guideline 5	Annual Improvements to HKFRS Standards 2018–2020 Cycle <sup>2</sup>
Amendments to HKFRS 9, HKAS 39, HKFRS 4 and HKFRS 16	Interest Rate Benchmark Reform — Phase two <sup>4</sup>
Amendments to HKFRS 10 and HKAS 28	Sale or contribution of assets between an investor and its associate or joint ventures <sup>3</sup>

<sup>1</sup> Effective for annual periods beginning on or after 1 January 2023.

<sup>2</sup> Effective for annual periods beginning on or after 1 January 2022.

<sup>3</sup> Effective for annual periods beginning on or after a date to be determined.

<sup>4</sup> Effective for annual periods beginning on or after 1 June 2021.

The Group is in the process of making an assessment of what the impact of these HKFRSs is expected to be in the period of initial application. So far it has concluded that the adoption of them is unlikely to have a significant impact on the consolidated financial statements.

#### (d) Changes in accounting policies

##### **Impacts on application of Amendments to HKAS 1 and HKAS 8 Definition of Materials**

The Group has applied to the Amendments to HKAS 1 and HKAS 8 for the first time in the current year. The amendments provide a new definition of material that states "information is material if omitting, misstating or obscuring it could reasonably be expected to influence decisions that the primary users of general purpose financial statements make on the basis of those financial statements, which provide financial information about a specific reporting entity." The amendments also clarify that materiality depends on the nature or magnitude of information, either individually or in combination with other information, in the context of the financial statements taken as a whole.

The application of the amendments in the current year had no impact on the consolidated financial statements.

**2. BASIS OF PREPARATION** (continued)**(d) Changes in accounting policies** (continued)**Impacts on early application of Amendment to HKFRS 16, Covid-19-Related Rent Concessions**

The Group has applied the amendment for the first time in the current year. The amendment introduces a new practical expedient for lessee to elect not to assess whether a Covid-19 relates rent concession is a lease modification. The practical expedient only applies to rent concessions occurring as a direct consequence of the Covid-19 that meets all of the following conditions:

- the changes in lease payments results in revised consideration for the lease that is substantially the same as, or less than, the consideration for the lease immediately preceding the change;
- any reduction in lease payments affects only payments originally due on or before 30 June 2021; and
- there is not substantive change to other terms and conditions of the lease.

A lessee applying the practical expedient accounts for changes in lease payments resulting from rent concessions that same way it would account for the changes applying HKFRS 16 "Leases" if the changes were not a lease modification. The related lease liabilities are adjusted to reflect the amounts forgiven or waived with a corresponding adjustment recognised in the profit or loss in the period which the events occurs.

The application of the amendment had no impact to the opening retained profits at 1 January 2020.

**(e) Adoption of the going concern basis**

When preparing the consolidated financial statements, the Group's ability to continue as a going concern has been assessed. These consolidated financial statements have been prepared by the Directors on a going concern basis notwithstanding that the Group had net current liabilities of approximately HK\$101,606,000 at 31 December 2020. The Directors are of the opinion that the Group will have sufficient funds to meet its financial obligations when they fall due in the foreseeable future taking into account the followings:

- (i) At 31 December 2020, the Group had unutilised banking facilities of approximately HK\$48,861,000;
- (ii) Subsequent to the end of the reporting period, the Group has successfully rolled over bank borrowings with an aggregate principal amount of approximately HK\$59,000,000 maturing on or before the date when the consolidated financial statements are authorised for issuance;



## NOTES TO THE CONSOLIDATED FINANCIAL STATEMENTS (CONTINUED)

For the year ended 31 December 2020

### 2. BASIS OF PREPARATION *(continued)*

#### (e) Adoption of the going concern basis *(continued)*

- (iii) For the borrowings which will be maturing before 31 December 2021, the Group will actively negotiate with the banks before they fall due to secure their renewals so as to ensure the Group will have necessary funds to meet the Group's working capital and financial requirements in the future. The Directors do not expect to experience significant difficulties in renewing these borrowings upon their maturities and there is no indication that its bankers will not renew the existing facilities upon the Group's request. The Directors have evaluated the relevant facts available to them and are of the opinion that the Group would be able to renew such borrowings upon maturities;
- (iv) Given the Group maintained strong business relationship with its bankers and based on past experiences, the Directors expect that the Group is able to renew all the banking facilities when they expire;
- (v) The Group, from time to time, reviews the portfolio of investment properties and may adjust the investment strategies in order to enhance the cash flow position of the Group whenever it is necessary; and
- (vi) The outbreak of the new coronavirus pneumonia epidemic ("**Epidemic**") has impact on the global business environment and continues to evolve. The Directors are closely monitoring the development of the Epidemic situation.

After taking into consideration of the above factors and funds expected to be generated internally from operations based on the Directors' estimation on the future cash flows of the Group, the Directors are satisfied that the Group will have sufficient financial resources to meet its financial obligations as they fall due in the foreseeable future and consider that it is appropriate for the consolidated financial statements to be prepared on a going concern basis because there is no material uncertainty that may cast significant doubt on the Group's ability to continue as a going concern.

Should the Group be unable to continue in business as a going concern, adjustments would have to be made to restate the value of assets to their recoverable amounts, to reclassify non-current assets and non-current liabilities as current assets and current liabilities respectively and to provide for any further liabilities which might arise.

**3. SIGNIFICANT ACCOUNTING POLICIES****(a) Measurement basis**

The consolidated financial statements comprise the Company and its subsidiaries.

The measurement basis used in the preparation of the financial statements is the historical cost basis except that investment properties are stated at their fair value as explained in the accounting policies set out below.

The preparation of financial statements in conformity with HKFRSs requires management to make judgements, estimates and assumptions that affect the application of policies and reported amounts of assets, liabilities, income and expenses. The estimates and associated assumptions are based on historical experience and various other factors that are believed to be reasonable under the circumstances, the results of which form the basis of making the judgements about carrying values of assets and liabilities that are not readily apparent from other sources. Actual results may differ from these estimates.

The estimates and underlying assumptions are reviewed on an ongoing basis. Revisions to accounting estimates are recognised in the period in which the estimate is revised if the revision affects only that period, or in the period of the revision and future periods if the revision affects both current and future periods.

Judgements made by management in the application of HKFRSs that have significant effect on the financial statements and major sources of estimation uncertainty are discussed in Note 4.

**(b) Subsidiaries**

Subsidiaries are entities controlled by the Group. The Group controls an entity when it is exposed, or has rights, to variable returns from its involvement with the entity and has the ability to affect those returns through its power over the entity. When assessing whether the Group has power, only substantive rights (held by the Group and other parties) are considered.

An investment in a subsidiary is consolidated into the consolidated financial statements from the date that control commences until the date that control ceases. Intra-group balances, transactions and cash flows and any unrealised profits arising from intra-group transactions are eliminated in full in preparing the consolidated financial statements. Unrealised losses resulting from intra-group transactions are eliminated in the same way as unrealised gains but only to the extent that there is no evidence of impairment.

Changes in the Group's interests in a subsidiary that do not result in a loss of control are accounted for as equity transactions, whereby adjustments are made to the amounts of controlling and non-controlling interests within consolidated equity to reflect the change in relative interests, but no adjustments are made to goodwill and no gain or loss is recognised.

When the Group loses control of a subsidiary, it is accounted for as a disposal of the entire interest in that subsidiary, with a resulting gain or loss being recognised in profit or loss. Any interest retained in that former subsidiary at the date when control is lost is recognised at fair value and this amount is regarded as the fair value on initial recognition of a financial asset or, when appropriate, the cost on initial recognition of an investment in an associate or a joint venture.

In the Company's statement of financial position, an investment in a subsidiary is stated at cost less impairment losses (Note 3(j)(ii)), unless the investment is classified as held for sale (or included in a disposal group that is classified as held for sale).

## NOTES TO THE CONSOLIDATED FINANCIAL STATEMENTS (CONTINUED)

For the year ended 31 December 2020

### 3. SIGNIFICANT ACCOUNTING POLICIES (continued)

#### (b) Subsidiaries (continued)

##### (i) **Business combinations under common control before Listing Date**

The Group applies merger accounting to account for the business combinations (including acquisition of subsidiaries) under common control for reorganisation before Listing Date, where all assets and liabilities are recorded at predecessor carrying amounts, as if the existing group structure had been in existence throughout the year and the business have been combined from the date when they first came under the control of the controlling party.

Upon transfer of interest in an equity to another entity that is under the control of the equity owner that controls the Group, any difference between the Group's interest in the carrying value of the assets and liabilities and the cost of transfer of interest in the entity is recognised as deemed distribution directly in capital reserve.

Inter-company transactions, balances, income and expenses on transactions between group companies are eliminated. Profits and losses resulting from inter-company transactions that are recognised in assets are also eliminated. Accounting policies of subsidiaries have been changed where necessary to ensure consistency with the policies adopted by the Group.

##### (ii) **Business combinations not under common control**

Except for the reorganisation, the Group uses the acquisition method of accounting to account for business combinations. Subsidiaries are fully consolidated from the date on which control is transferred to the Group. They are de-consolidated from the date that control ceases. The consideration transferred for the acquisition of a subsidiary is the fair values of the assets transferred, the liabilities incurred to the former owners of the acquiree and the equity interests issued by the Group. The consideration transferred includes the fair value of any asset or liability resulting from a contingent consideration arrangement. Acquisition-related costs are expensed as incurred. Identifiable assets acquired and liabilities and contingent liabilities assumed in a business combination are measured initially at their fair values at the acquisition date. On an acquisition-by-acquisition basis, the Group recognises any non-controlling interest in the acquiree at the non-controlling interest's proportionate share of the acquiree's net assets.

Any contingent consideration to be transferred to the Group is recognised at fair value at the acquisition date. Subsequent changes to the fair value of the contingent consideration that is deemed to be an asset or liability is recognised either in profit or loss or as a change to other comprehensive income. Contingent consideration that is classified as equity is not remeasured, and its subsequent settlement is accounted for within equity.

If the sum of the consideration transferred, the amount of any non-controlling interest in the acquiree and the acquisition-date fair value of any previous equity interests in the acquiree (collectively the "**Sum of Consideration**") is more than the fair value of the identifiable net assets acquired, the excess is recorded as goodwill. If the Sum of Consideration is less than the fair value of the net assets of the subsidiary acquired in the case of a bargain purchase, the difference is recognised directly in the consolidated statement of profit or loss.

Inter-company transactions, balances, income and expenses on transactions between group companies are eliminated. Profits and losses resulting from inter-company transactions that are recognised in assets are also eliminated. Accounting policies of subsidiaries have been changed where necessary to ensure consistency with all policies adopted by the Group.

## NOTES TO THE CONSOLIDATED FINANCIAL STATEMENTS (CONTINUED)

For the year ended 31 December 2020

### 3. SIGNIFICANT ACCOUNTING POLICIES (continued)

#### (c) Property, plant and equipment and depreciation

Property, plant and equipment, other than construction in progress, are stated at cost less accumulated depreciation and impairment losses (Note 3(j)(ii)). The cost of an item of property, plant and equipment comprises its purchase price and any directly attributable costs of bringing the asset to its working condition and location for its intended use.

Expenditure incurred after items of property, plant and equipment have been put into operation, such as repairs and maintenance, is normally charged to profit or loss in the period in which it is incurred. In situations where the recognition criteria are satisfied, the expenditure for a major inspection is capitalised in the carrying amount of the asset as a replacement. Where significant parts of property, plant and equipment are required to be replaced at intervals, the Group recognises such parts as individual assets with specific useful lives and depreciates them accordingly.

Depreciation is calculated to write off the cost of items of property, plant and equipment less their estimated residual values, if any, over their estimated useful lives, at the following annual rates:

Category	Depreciation policy	Residual value
Leasehold land	Shorter of remaining lease term or useful life on a straight-line basis	0%
Leasehold buildings	4% on a straight-line basis	0%
Plant and machinery	10% on a reducing balance basis	10%
Furniture, fixtures and office equipment	15% on a reducing balance basis	10%
Moulds	33% on a straight-line basis	0%
Loose tools and instruments	50% on a reducing balance basis	0%
Motor vehicles	25% on a straight-line basis	10%
Leasehold improvements	15% on a reducing balance basis	0%
Right-of-use assets — Leased properties	Remaining lease term from 1 January 2019 on a straight-line basis	0%
Right-of-use assets — motor vehicles	Lease term on a straight-line basis	0%

Useful lives, the depreciation methods and residual values are reviewed, and adjusted if appropriate, at least at the end of each reporting period.

An item of property, plant and equipment including any significant part initially recognised is derecognised upon disposal or when no future economic benefits are expected from its use or disposal. Any gain or loss on disposal or retirement recognised in profit or loss in the year the asset is derecognised which is the difference between the net sales proceeds and the carrying amount of the relevant asset.

Construction in progress represents property, plant and equipment under construction or pending installation, and is stated at cost less impairment losses. The cost of self-constructed items of property, plant and equipment includes the cost of materials, direct labour, the initial estimate, where relevant, of the costs of dismantling and removing the items and restoring the site on which they are located, and an appropriate proportion of production overheads and borrowing costs. Capitalisation of these costs ceases and the construction in progress is transferred to property, plant and equipment when the asset is substantially completed and ready for its intended use.

No depreciation is provided in respect of construction in progress until it is substantially completed and ready for its intended use.



## NOTES TO THE CONSOLIDATED FINANCIAL STATEMENTS (CONTINUED)

For the year ended 31 December 2020

### 3. SIGNIFICANT ACCOUNTING POLICIES (continued)

#### (d) Leased assets

At inception of a contract, the Group assesses whether the contract is, or contains, a lease. A contract is, or contains, a lease if the contract conveys the right to control the use of an identified asset for a period of time in exchange for consideration. Control is conveyed where the customer has both the right to direct the use of the identified asset and to obtain substantially all of the economic benefits from that use.

#### *As a lessee*

Where the contract contains lease component(s) and non-lease component(s), the Group has elected not to separate non-lease components and accounts for each lease component and any associated non-lease components as a single lease component for all leases.

At the lease commencement date, the Group recognises a right-of-use asset and a lease liability, except for short-term leases that have a lease term of 12 months or less and leases of low-value assets. When the Group enters into a lease in respect of a low-value asset, the Group decides whether to capitalise the lease on a lease-by-lease basis. The lease payments associated with those leases which are not capitalised are recognised as an expense on a systematic basis over the lease term.

Where the lease is capitalised, the lease liability is initially recognised at the present value of the lease payments payable over the lease term, discounted using the interest rate implicit in the lease or, if that rate cannot be readily determined, using a relevant incremental borrowing rate. After initial recognition, the lease liability is measured at amortised cost and interest expense is calculated using the effective interest method. Variable lease payments that do not depend on an index or rate are not included in the measurement of the lease liability and hence are charged to profit or loss in the accounting period in which they are incurred.

The right-of-use asset recognised when a lease is capitalised is initially measured at cost, which comprises the initial amount of the lease liability plus any lease payments made at or before the commencement date, and any initial direct costs incurred. Where applicable, the cost of the right-of-use assets also includes an estimate of costs to dismantle and remove the underlying asset or to restore the underlying asset or the site on which it is located, discounted to their present value, less any lease incentives received. The right-of-use asset is subsequently stated at cost less accumulated depreciation (Note 3(c)) and impairment losses (Note 3(j)(ii)).

The lease liability is remeasured when there is a change in future lease payments arising from a change in an index or rate, or there is a change in the Group's estimate of the amount expected to be payable under a residual value guarantee, or there is a change arising from the reassessment of whether the Group will be reasonably certain to exercise a purchase, extension or termination option. When the lease liability is remeasured in this way, a corresponding adjustment is made to the carrying amount of the right-of-use asset, or is recorded in profit or loss if the carrying amount of the right-of-use asset has been reduced to zero.

The lease liability is also remeasured when there is a change in the scope of a lease or the consideration for a lease that is not originally provided for in the lease contract ("**lease modification**") that is not accounted for as a separate lease. In this case the lease liability is remeasured based on the revised lease payments and lease term using a revised discount rate at the effective date of the modification. The only exceptions are any rent concessions which arose as a direct consequence of the COVID-19 pandemic and which satisfied the conditions set out in paragraph 46B of HKFRS 16 Leases. In such cases, the Group took advantage of the practical expedient set out in paragraph 46A of HKFRS 16 and recognised the change in consideration as if it were not a lease modification.

### 3. SIGNIFICANT ACCOUNTING POLICIES (continued)

#### (d) Leased assets (continued)

##### *As a lessee (continued)*

In the consolidated statement of financial position, the current portion of long-term lease liabilities is determined as the present value of contractual payments that are due to be settled within twelve months after the reporting period.

The Group's right-of-use assets presented and included "prepaid land lease payments" and "right-of-use assets" while the lease liabilities are separately presented in the statement of financial position.

##### *As a lessor*

When the Group acts as a lessor, it determines at lease inception whether each lease is a finance lease or an operating lease. A lease is classified as a finance lease if it transfers substantially all the risks and rewards incidental to the ownership of an underlying assets to the lessee. If this is not the case, the lease is classified as an operating lease.

When a contract contains lease and non-lease components, the Group allocates the consideration in the contract to each component on a relative stand-alone selling price basis. The rental income from operating leases is recognised in accordance with Note 3(p).

#### (e) Investment properties

Investment properties are land and/or buildings held to earn rentals and/or for capital appreciation. Investment properties include land held for undetermined future use, which is regarded as held for capital appreciation purpose.

Investment properties are initially measured at cost, including any directly attributable expenditure. Subsequent to initial recognition, investment properties are measured at their fair values. Gains or losses arising from changes in fair value of investment property are included in profit or loss for the period in which they arise.

An investment property is derecognised upon disposal or when the investment property is permanently withdrawn from use and no future economic benefits are expected from its disposals. Any gain or loss arising on derecognition of the asset (calculated as the difference between the net disposal proceeds and the carrying amount of the asset) is included in profit or loss in the period in which the item is derecognised.

Subsequent expenditure is capitalised only when it is probable that future economic benefits associated with the item will flow to the Group and the cost of the item can be measured reliably. All other repairs and maintenance costs are expensed in profit or loss during the financial period in which they are incurred.

When a property held for own use is reclassified to investment property following a change in its use, any differences arising at the date of reclassification between the carrying amount of the property held for own use immediately prior to the reclassification and its fair values is recognised as below:

- (i) If the carrying amount of the property is increased as a result of the revaluation, the increase shall be recognised in other comprehensive income and accumulated separately in equity in the property revaluation reserve.
- (ii) If the carrying amount of the property is decreased as a result of the revaluation, the decrease shall be recognised in profit or loss.

## NOTES TO THE CONSOLIDATED FINANCIAL STATEMENTS (CONTINUED)

For the year ended 31 December 2020

### 3. SIGNIFICANT ACCOUNTING POLICIES (continued)

#### (e) Investment properties (continued)

On subsequent disposal of the investment property, the revaluation surplus recognised in the property revaluation reserve may be transferred directly to retained profits.

If an investment property becomes owner-occupied, it is reclassified as a property held for own use and its fair value at the date of reclassification becomes its deemed cost for subsequent accounting in accordance with Note 3(c).

#### (f) Intangible assets

Trademarks are stated at cost less accumulated amortisation and impairment losses (Note 3(j)(ii)). Amortisation of trademarks is charged to profit or loss on a straight-line basis over the estimated useful lives of 10 years. The period and method of amortisation are reviewed annually.

#### (g) Inventories

Inventories are stated at the lower of cost and net realisable value. Cost is calculated using weighted average method and includes all costs of purchase, costs of conversion and other costs incurred in bringing the inventories to their present location and condition. Net realisable value is the estimated selling price in the ordinary course of business less estimated costs of completion and the estimated costs necessary to make the sale.

When inventories are sold, the carrying amount of those inventories is recognised as an expense in the period in which the related revenue is recognised. The amount of any write-down of inventories to net realisable value and all losses of inventories are recognised as an expense in the period the write-down or loss occurs. The amount of any reversal of any write-down of inventories, is recognised as a reduction in the amount of inventories recognised as an expense in the period in which the reversal occurs.

#### (h) Trade and other receivables

Trade and other receivables are recognised when the Group has an unconditional right to receive consideration. A right to receive consideration is unconditional if only the passage of time is required before payment of that consideration is due.

Trade and other receivables are stated at amortised cost using the effective interest method less allowance for credit losses (Note 3(j)(i)).

#### (i) Cash and cash equivalents

For the purpose of the consolidated statement of cash flows, cash and cash equivalents comprise cash on hand and demand deposits, and short-term, highly liquid investments that are readily convertible into known amounts of cash, are subject to an insignificant risk of changes in value, and have a short maturity of generally within three months when acquired, less bank overdrafts which are repayable on demand and form an integral part of the Group's cash management. Cash and cash equivalents are assessed for expected credit losses (ECL) in accordance with the policy set out in Note 3(j)(i).

**3. SIGNIFICANT ACCOUNTING POLICIES** (continued)

**(j) Credit losses and impairment of assets**

**(i) Credit losses from financial assets**

The Group applies the ECL model to financial assets measured at amortised cost, including cash and cash equivalent, trade receivables and other receivables. Financial assets measured at fair value are not subject to the ECL assessment.

*Measurement of ECLs*

ECLs are a probability-weighted estimate of credit losses. Credit losses are measured as the present value of all expected cash shortfalls (i.e. the difference between the cash flows due to the Group in accordance with the contract and the cash flows that the Group expects to receive).

The expected cash shortfalls are discounted using the following discount rates where the effect of discounting is material:

- fixed-rate financial assets, trade receivables and other receivables: effective interest rate determined at initial recognition or an approximation thereof;
- variable-rate financial assets: current effective interest rate.

The maximum period considered when estimating ECLs is the maximum contractual period over which the Group is exposed to credit risk.

In measuring ECLs, the Group takes into account reasonable and supportable information that is available without undue cost or effort. This includes information about past events, current conditions and forecasts of future economic conditions.

ECLs are measured on either of the following bases:

- 12-month ECLs: these are losses that are expected to result from possible default events within the 12 months after the end of reporting; and
- lifetime ECLs: these are losses that are expected to result from all possible default events over the expected lives of the items to which the ECL model applies.

Loss allowances for trade receivables are always measured at an amount equal to lifetime ECLs. ECLs on trade receivables are estimated using a provision matrix based on the Group's historical credit loss experience, adjusted for factors that are specific to the debtors, and an assessment of both the current and forecast general economic conditions at the end of reporting period.

For all other financial instruments (including cash and cash equivalents and other receivables), the Group recognises a loss allowance equal to 12-month ECLs unless there has been a significant increase in credit risk of the financial instrument since initial recognition, in which case the loss allowance is measured at an amount equal to lifetime ECLs.



## NOTES TO THE CONSOLIDATED FINANCIAL STATEMENTS (CONTINUED)

For the year ended 31 December 2020

### 3. SIGNIFICANT ACCOUNTING POLICIES (continued)

#### (j) Credit losses and impairment of assets (continued)

##### (i) Credit losses from financial assets (continued)

###### *Significant increases in credit risk*

In assessing whether the credit risk of a financial asset has increased significantly since initial recognition, the Group compares the risk of default occurring on the financial asset assessed at the end of reporting period with that assessed at the date of initial recognition. In making this reassessment, the Group considers that a default event occurs when (i) the borrower is unlikely to pay its credit obligations to the Group in full, without recourse by the Group to actions such as realising security (if any is held); or (ii) the financial asset is 90 days past due. The Group considers both quantitative and qualitative information that is reasonable and supportable, including historical experience and forward-looking information that is available without undue cost or effort.

In particular, the following information is taken into account when assessing whether credit risk has increased significantly since initial recognition:

- failure to make payments of principal or interest on their contractually due dates;
- an actual or expected significant deterioration in a financial instrument's external or internal credit rating (if available);
- an actual or expected significant deterioration in the operating results of the debtor; and
- existing or forecast changes in the technological, market, economic or legal environment that have a significant adverse effect on the debtor's ability to meet its obligation to the Group.

Depending on the nature of the financial assets, the assessment of a significant increase in credit risk is performed on either an individual basis or a collective basis. When the assessment is performed on a collective basis, the financial assets are grouped based on shared credit risk characteristics, such as past due status and credit risk ratings.

ECLs are remeasured at the end of each reporting period to reflect changes in the financial assets' credit risk since initial recognition. Any change in the ECL amount is recognised as an impairment gain or loss in profit or loss. The Group recognises an impairment gain or loss for all financial assets with a corresponding adjustment to their carrying amount through a loss allowance account.

###### *Basis of calculation of interest income*

Interest income recognised (Note 3(p)) is calculated based on the gross carrying amount of the financial asset unless the financial asset is credit-impaired, in which case interest income is calculated based on the amortised cost (i.e. the gross carrying amount less loss allowance) of the financial asset.

At the end of each reporting period, the Group assesses whether a financial asset is credit-impaired. A financial asset is credit-impaired when one or more events that have a detrimental impact on the estimated future cash flows of the financial asset have occurred.

## NOTES TO THE CONSOLIDATED FINANCIAL STATEMENTS (CONTINUED)

For the year ended 31 December 2020

### 3. SIGNIFICANT ACCOUNTING POLICIES (continued)

#### (j) Credit losses and impairment of assets (continued)

##### (i) Credit losses from financial assets (continued)

*Basis of calculation of interest income (continued)*

Evidence that a financial asset is credit-impaired includes the following observable events:

- significant financial difficulties of the debtor;
- a breach of contract, such as a default or delinquency in interest or principal payments;
- it becoming probable that the debtor will enter into bankruptcy or other financial reorganisation;
- significant changes in the technological, market, economic or legal environment that have an adverse effect on the debtor; or
- the disappearance of an active market for a security because of financial difficulties of the issuer.

##### *Write-off policy*

The gross carrying amount of a financial asset is written off (either partially or in full) to the extent that there is no realistic prospect of recovery. This is generally the case when the Group determines that the debtor does not have assets or sources of income that could generate sufficient cash flows to repay the amounts subject to the write-off.

Subsequent recoveries of an asset that was previously written off are recognised as a reversal of impairment in profit or loss in the period in which the recovery occurs.

##### (ii) Impairment of non-financial assets

Internal and external sources of information are reviewed at the end of each reporting period to identify indications that property, plant and equipment, right-of-use assets, intangible assets, prepaid land lease payments and investments in subsidiaries may be impaired or, an impairment loss previously recognised no longer exists or may have decreased.

If any such indication exists, the asset's recoverable amount is estimated.

##### *Calculation of recoverable amount*

The recoverable amount of an asset is the greater of its fair value less costs to sell and value in use. In assessing value in use, the estimated future cash flows are discounted to their present value using a pre-tax discount rate that reflects current market assessments of the time value of money and the risks specific to the asset. Where an asset does not generate cash inflows largely independent of those from other assets, the recoverable amount is determined for the smallest group of assets that generates cash inflows independently (i.e. a cash-generating unit).

##### *Recognition of impairment losses*

An impairment loss is recognised in profit or loss if the carrying amount of an asset, or the cash-generating unit to which it belongs, exceeds its recoverable amount. Impairment losses recognised in respect of cash-generating units are allocated to reduce the carrying amount of the assets in the cash-generating unit (or group of units) on a pro rata basis, except that the carrying value of an asset will not be reduced below its individual fair value less costs to sell, if measurable, or value in use, if determinable.

## NOTES TO THE CONSOLIDATED FINANCIAL STATEMENTS (CONTINUED)

For the year ended 31 December 2020

### 3. SIGNIFICANT ACCOUNTING POLICIES (continued)

(j) **Credit losses and impairment of assets** (continued)

(ii) **Impairment of non-financial assets** (continued)

*Reversals of impairment losses*

An impairment loss is reversed if there has been a favourable change in the estimates used to determine the recoverable amount.

A reversal of an impairment loss is limited to the asset's carrying amount that would have been determined had no impairment loss been recognised in prior years. Reversals of impairment losses are credited to profit or loss in the year in which the reversals are recognised.

(k) **Trade and other payables**

Trade and other payables are initially recognised at fair value and subsequently stated at amortised cost unless the effect of discounting would be immaterial, in which case they are stated at cost.

(l) **Contract liabilities**

A contract liability is recognised when the customer pays non-refundable consideration before the Group recognises the related revenue (Note 3(p)). A contract liability would also be recognised if the Group has an unconditional right to receive consideration before the Group recognises the related revenue. In such cases, a corresponding receivable would also be recognised (Note 3(h)).

(m) **Interest-bearing borrowings**

Interest-bearing borrowings are initially recognised at fair value less attributable transaction costs. Subsequent to initial recognition, interest-bearing borrowings are stated at amortised cost using the effective interest method. Interest expense is recognised in accordance with the Group's accounting policy for borrowing costs (see Note 3(n)).

(n) **Borrowing costs**

Borrowing costs that are directly attributable to the acquisition, construction or production of an asset which necessarily takes a substantial period of time to get ready for its intended use or sale are capitalised as part of the cost of that asset. Other borrowing costs are expensed in the period in which they are incurred.

The capitalisation of borrowing costs as part of the cost of a qualifying asset commences when expenditure for the asset is being incurred, borrowing costs are being incurred and activities that are necessary to prepare that asset for its intended use or sale are in progress. Capitalisation of borrowing costs is suspended or ceases when substantially all the activities necessary to prepare the qualifying asset for its intended use or sale are interrupted or complete.

(o) **Share capital**

Ordinary shares are classified as equity. Incremental costs directly attributable to the issue of new shares are shown in equity as a deduction, net of tax, from the proceeds.

## NOTES TO THE CONSOLIDATED FINANCIAL STATEMENTS (CONTINUED)

For the year ended 31 December 2020

### 3. SIGNIFICANT ACCOUNTING POLICIES (continued)

#### (p) Revenue recognition

Revenue is recognised when control over a product or service is transferred to the customer, or the lessee has the right to use the asset, at the amount of promised consideration to which the Group is expected to be entitled, excluding those amounts collected on behalf of third parties. Revenue excludes value added tax or other sales taxes and is after deduction of any trade discounts.

- Revenue from the sales and distribution of products is recognised when control of the products has transferred, being at the point the products are delivered to the customer's premise and the customer has accepted the products, and there is no unfulfilled obligation that could affect the customer's acceptance of the products. Delivery occurs when the products have been shipped to the specified location, the risks of obsolescence and loss have been transferred to the customer, and either the customer has accepted the products in accordance with the sales order, the acceptance provisions have lapsed, or the Group has objective evidence that all criteria for acceptance have been satisfied. Revenue excludes value-added tax or other sales taxes and is after deduction of any trade discounts, rebates and returns.

A receivable is recognised when the products are delivered and the customers accept the products, as this is the point in time that the consideration is unconditional because only the passage of time is required before the payment is due.

- Interest income is recognised as it accrues using the effective interest method. For financial assets measured at amortised cost that are not credit-impaired, the effective interest rate is applied to the gross carrying amount of the asset. For credit-impaired financial assets, the effective interest rate is applied to the amortised cost (i.e. gross carrying amount net of loss allowance) of the asset (Note 3(j)(i)).
- Rental income is recognised on a straight-line basis over the terms of relevant leases.
- Services fee income and handling income are recognised at a point in time in the period when services are rendered.
- Government grants are recognised in the statement of financial position initially when there is reasonable assurance that they will be received and that the Group will comply with the conditions attaching to them. Grants that compensate the Group for expenses incurred are recognised as income in profit or loss on a systematic basis in the same periods in which the expenses are incurred. Grants that compensate the Group for the cost of an asset are deducted from the carrying amount of the asset and consequently are effectively recognised in profit or loss over the useful life of the asset by way of reduced depreciation expense.



## NOTES TO THE CONSOLIDATED FINANCIAL STATEMENTS (CONTINUED)

For the year ended 31 December 2020

### 3. SIGNIFICANT ACCOUNTING POLICIES (continued)

#### (q) Employee benefits

Salaries, annual bonuses, annual leave entitlements and the cost to the Group of non-monetary benefits are accrued in the year in which the associated services are rendered by employees of the Group.

Obligations for contributions to retirement plans, including contributions payable under the Hong Kong Mandatory Provident Fund Schemes Ordinance and the PRC central pension scheme, are recognised as an expense in profit or loss as incurred.

Termination benefits are recognised when, and only when, the Group demonstrably commits itself to terminate employment or to provide benefits as a result of voluntary redundancy by having a detailed formal plan which is without realistic possibility of withdrawal.

The Group's net obligation in respect of long service payment under the Employment Ordinance is the amount of future benefit that employees have earned in return for their service in the current and prior years. The obligation is discounted to its present value and the fair value of any related assets, including retirement scheme benefit, is deducted.

#### (r) Translation of foreign currencies

##### (i) Functional and presentation currency

Items included in the financial statements of each of the Group's entities are measured using the currency of the primary economic environment in which the entity operates (the "functional currency"). These consolidated financial statements are presented in Hong Kong dollars, which is the Company's functional and presentation currency.

##### (ii) Transactions and balances

Foreign currency transactions are translated into the functional currency using the exchange rates prevailing at the dates of the transactions. Foreign exchange gains and losses resulting from the settlement of such transactions and from the translation at year-end exchange rates of monetary assets and liabilities denominated in foreign currencies are recognised in the profit or loss, except when deferred in equity as qualifying cash flow hedges or qualifying net investment hedges.

##### (iii) Group companies

The results and financial position of all the Group's entities (none of which has the currency of a hyperinflationary economy) that have a functional currency different from the presentation currency are translated into the presentation currency as follows:

- Assets and liabilities for each statement of financial position presented are translated at the closing rate at the end of each reporting period;
- Income and expenses for each profit or loss are translated at average exchange rates (unless this average is not a reasonable approximation of the cumulative effect of the rates prevailing on the transaction dates, in which case income and expenses are translated at the dates of the transactions); and
- All resulting exchange differences are recognised in other comprehensive income and accumulated separately in equity in the exchange reserve.

On consolidation, exchange differences arising from the translation of the net investment in foreign entities, and of borrowings and other currency instruments designated as hedges of such investments, are taken to shareholder's equity. When a foreign operation is sold, such exchange differences are recognised in profit or loss as part of the gain or loss on sale. Goodwill and fair value adjustments arising on the acquisition of a foreign entity are treated as assets and liabilities of the foreign entity and translated at the closing rate.

## NOTES TO THE CONSOLIDATED FINANCIAL STATEMENTS (CONTINUED)

For the year ended 31 December 2020

### 3. SIGNIFICANT ACCOUNTING POLICIES (continued)

#### (s) Income tax

Income tax for the year comprises current tax and movements in deferred tax assets and liabilities. Current tax and movements in deferred tax assets and liabilities are recognised in profit or loss except to the extent that they relate to items recognised in other comprehensive income or directly in equity, in which case the relevant amounts of tax are recognised in other comprehensive income or directly in equity, respectively.

Current tax is the expected tax payable on the taxable income for the year, using tax rates enacted or substantively enacted at the end of the reporting period, and any adjustment to tax payable in respect of previous years.

Deferred tax assets and liabilities arise from deductible and taxable temporary differences respectively, being the differences between the carrying amounts of assets and liabilities for financial reporting purposes and their tax bases. Deferred tax assets also arise from unused tax losses and unused tax credits.

Apart from certain limited exceptions, all deferred tax liabilities, and all deferred tax assets to the extent that it is probable that future taxable profits will be available against which the asset can be utilised, are recognised. Future taxable profits that may support the recognition of deferred tax assets arising from deductible temporary differences include those that will arise from the reversal of existing taxable temporary differences, provided those differences relate to the same taxation authority and the same taxable entity, and are expected to reverse either in the same period as the expected reversal of the deductible temporary difference or in periods into which a tax loss arising from the deferred tax asset can be carried back or forward. The same criteria are adopted when determining whether existing taxable temporary differences support the recognition of deferred tax assets arising from unused tax losses and credits, that is, those differences are taken into account if they relate to the same taxation authority and the same taxable entity, and are expected to reverse in a period, or periods, in which the tax loss or credit can be utilised.

The limited exceptions to recognition of deferred tax assets and liabilities are those temporary differences arising from goodwill not deductible for tax purposes, the initial recognition of assets or liabilities that affect neither accounting nor taxable profit (provided they are not part of a business combination), and temporary differences relating to investments in subsidiaries to the extent that, in the case of taxable differences, the Group controls the timing of the reversal and it is probable that the differences will not reverse in the foreseeable future, or in the case of deductible differences, unless it is probable that they will reverse in the future.

Where investment properties are carried at their fair value in accordance with the accounting policy set out in Note 3(e), the amount to deferred tax recognised is measured using the tax rates that would apply on sale of those assets at their carrying value at the reporting date unless the property is depreciable and is held within a business model whose objective is to consume substantially all of the economic benefits embodied in the property over time, rather than through sale. In all other cases, the amount of deferred tax recognised is measured based on the expected manner of realisation or settlement of the carrying amount of the assets and liabilities, using tax rates enacted or substantively enacted at the end of the reporting period. Deferred tax assets and liabilities are not discounted.

The carrying amount of deferred tax assets is reviewed at the end of each reporting period and is reduced to the extent that is no longer probable that sufficient taxable profits will be available to allow the related tax benefit to be utilised. Any such reduction is reversed to the extent that it becomes probable that sufficient taxable profits will be available.

Additional income taxes that arise from the distribution of dividends are recognised in profit or loss when the liability to pay the related dividends is recognised in profit or loss.

## NOTES TO THE CONSOLIDATED FINANCIAL STATEMENTS (CONTINUED)

For the year ended 31 December 2020

### 3. SIGNIFICANT ACCOUNTING POLICIES (continued)

#### (s) Income tax (continued)

Current tax balances and deferred tax balances, and movements therein, are presented separately from each other and are not offset. Current tax assets are offset against current tax liabilities, and deferred tax assets against deferred tax liabilities, if the Company or the Group has the legally enforceable right to set off current tax assets against current tax liabilities and the following additional conditions are met:

- in the case of current tax assets and liabilities, the Company or the Group intends either to settle on a net basis, or to realise the asset and settle the liability simultaneously; or
- in the case of deferred tax assets and liabilities, if they relate to income taxes by the same taxation authority on either:
  - the same taxable entity; or
  - different taxable entities, which, in each future period in which significant amounts of deferred tax liabilities or assets are expected to be settled or recovered, intend to realise the current tax assets and settle the current tax liabilities on a net basis or realise and settle simultaneously.

#### (t) Related parties

- (a) A person, or a close member of that person's family, is related to the Group if that person:
- (i) has control or joint control over the Group;
  - (ii) has significant influence over the Group; or
  - (iii) is a member of the key management personnel of the Group or the Group's parent.
- (b) An entity is related to the Group if any of the following conditions applies:
- (i) The entity and the Group are members of the same Group (which means that each parent, subsidiary and fellow subsidiary is related to the others).
  - (ii) One entity is an associate or a joint venture of the other entity (or an associate or a joint venture of a member of a Group of which the other entity is a member).
  - (iii) Both entities are joint ventures of the same third party.
  - (iv) One entity is a joint venture of a third entity and the other entity is an associate of the third entity.
  - (v) The entity is a post-employment benefit plan for the benefit of employees of either the Group or an entity related to the Group.
  - (vi) The entity is controlled or jointly controlled by a person identified in (a).
  - (vii) A person identified in (a)(i) has significant influence over the entity or is a member of the key management personnel of the entity (or of a parent of the entity).
  - (viii) The entity, or any member of a Group of which it is a part, provides key management personnel services to the Group or to the Group's parent.

Close members of the family of a person are those family members who may be expected to influence, or be influenced by, that person in their dealings with the entity.

## NOTES TO THE CONSOLIDATED FINANCIAL STATEMENTS (CONTINUED)

For the year ended 31 December 2020

### 3. SIGNIFICANT ACCOUNTING POLICIES *(continued)*

#### (u) Segment reporting

Operating segments, and the amounts of each segment item reported in the consolidated financial statements, are identified from the financial information provided regularly to the Group's most senior executive management for the purposes of allocating resources to, and assessing the performance of, the Group's various lines of business and geographical locations.

Individually material operating segments are not aggregated for financial reporting purposes unless the segments have similar economic characteristics and are similar in respect of the nature of products and services, the nature of production processes, the type or class of customers, the methods used to distribute the products or provide the services, and the nature of the regulatory environment. Operating segments which are not individually material may be aggregated if they share a majority of these criteria.

### 4. CRITICAL ACCOUNTING ESTIMATES AND JUDGEMENTS

Estimates and judgements are continually evaluated and are based on historical experience and other factors, including expectations of future events that are believed to be reasonable under the circumstances.

The selection of critical accounting policies, the judgements and other uncertainties affecting application of those policies and the sensitivity of reported results to changes in condition and assumptions are factors to be considered when reviewing these consolidated financial statements. The principal accounting policies are set forth in Note 3 above. The Group believes the following critical accounting policies involve the most significant judgements and estimates used in the preparation of these consolidated financial statements.

#### (a) Valuation of inventories

The management identify obsolete and slow-moving inventory with reference to inventory ageing analysis and estimated subsequent usage or sales. Net realisable value of obsolete and slow-moving inventories is the estimated selling price in the ordinary course of business less estimated costs of completion and the estimated costs necessary to make the sale. These estimates are based on the current market conditions, technology changes, the historical experience of selling products with similar nature and current customer orders on hand. It could change significantly as a result of changes in customer preference or competitor actions. The Group reassesses these estimates at the end of each reporting period.

#### (b) Loss allowance for trade and other receivables

The loss allowances for financial assets are based on assumptions about risk of default and expected loss rates. The Group uses judgement in making these assumptions and selecting the inputs to the impairment calculation, based on the Group's past history, existing market conditions as well as forward-looking estimates at the end of each reporting period. Details of the key assumptions used are disclosed in Note 33.

#### (c) Depreciation

Property, plant and equipment are depreciated on a straight-line basis or reducing balance basis over the estimated useful lives, after taking into account the estimated residual value. The Group reviews the estimated useful lives and basis of depreciation of property, plant and equipment regularly in order to determine the amount of depreciation expenses to be recorded during any reporting period. The useful lives and basis of depreciation are based on the Group's historical experience with similar assets and take into account anticipated technological changes. The depreciation expenses for future periods are adjusted prospectively if there are significant changes from previous estimates.



## NOTES TO THE CONSOLIDATED FINANCIAL STATEMENTS (CONTINUED)

For the year ended 31 December 2020

### 4. CRITICAL ACCOUNTING ESTIMATES AND JUDGEMENTS *(continued)*

#### (d) Valuation of investment properties

Investment properties are stated at fair value based on the valuation performed by independent external property valuers. The determination of the fair value involves certain assumptions of market conditions which are set out in Note 15.

In replying on the valuation report, the directors of the Company have exercised their judgment and are satisfied that the method valuation is reflective of the current market conditions. Whilst the Group considers valuations of the Group's investment properties are the best estimates, the ongoing Covid-19 pandemic has resulted in greater market volatility depending on how the Covid-19 pandemic may progress and evolve, which led to higher degree of uncertainties in respect of the valuations in the current year. Changes to these assumptions, including the potential risk of policy or other unexpected incidents as a result of change of social restrictions implemented by HKSAR Government would result in changes in the fair value of the Group's investment properties and the corresponding adjustments to the amount of gain or loss reported in the consolidated statement of profit or loss.

As at 31 December 2020, the carrying amount of the Group's investment properties is HK\$104,000,000 (2019:HK\$108,500,000).

#### (e) Current and deferred income taxes

The Group is subject to income taxes in Hong Kong and the PRC. Judgements and estimations are required in determining the provision for income taxes for certain transactions (including inter-company transactions) and calculations for which the ultimate tax determination is uncertain. Where the final tax outcome of these matters is different from the amounts that were initially recorded, such differences will impact the current income tax and deferred income tax provisions in the periods in which such determinations are made.

Deferred income tax assets relating to certain temporary differences and tax losses are recognised as management considers it is probable that future taxable profits will be available against which the temporary differences or tax losses can be utilised. Where the expectation is different from the original estimate, such differences will impact the recognition of deferred income tax assets and taxation in the periods in which such estimate is changed.

## NOTES TO THE CONSOLIDATED FINANCIAL STATEMENTS (CONTINUED)

For the year ended 31 December 2020

### 5. REVENUE AND SEGMENT INFORMATION

#### Revenue

Revenue represents the invoiced value of goods sold to external customers less discounts, rebates and returns, and net of value-added tax and surcharges.

(i) Disaggregation of revenue from contracts with customers by product categories is as follows:

	2020 HK\$'000	2019 HK\$'000
<b>Revenue from customers and recognised at a point in time</b>		
Sales of battery products:		
— Disposable batteries	308,526	309,767
— Rechargeable batteries	6,311	3,898
— Other battery-related products	578	538
	<b>315,415</b>	<b>314,203</b>

(ii) **Revenue expected to be recognised in the future arising from contracts with customers in existence at the reporting date**

All the revenue from contracts with customers are for periods of one year or less. As permitted under HKFRS 15, the transaction price allocated to these unsatisfied contracts is not disclosed.

#### Segment information

The Group's operating business are organised and managed separately according to the nature of products. Each segment representing a strategic business segment that offers different products in the market. In a manner consistent with the way in which information is reported internally to the Group's most senior executive management for the purpose of resource allocation and performance assessment, the Group has presented two reportable segments, namely disposable batteries and rechargeable batteries and other battery-related products. No operating segments have been aggregated to form the above reportable segments.

For the purposes of assessing segment performance and allocating resources, the Group's senior executive management monitors the results attributable to each reportable segment on the following bases:

Revenue and expenses are allocated to the reportable segments with reference to sales generated by those segments and the expenses incurred by those segments or which otherwise arise from the depreciation or amortisation of assets attributable to those segments. The measure used for reporting segment result is gross profit.

A measurement of segment assets and liabilities is not provided regularly to the Group's senior executive management and accordingly, no segment assets and liabilities information is presented.

## NOTES TO THE CONSOLIDATED FINANCIAL STATEMENTS (CONTINUED)

For the year ended 31 December 2020

### 5. REVENUE AND SEGMENT INFORMATION (continued)

#### Segment information (continued)

Information regarding the Group's reportable segments for the years ended 31 December 2020 and 2019 is set out below:

#### Segment revenue from external customers

	2020 HK\$'000	2019 HK\$'000
<b>Disposable batteries</b>		
(i) Cylindrical batteries		
— Alkaline	156,362	170,726
— Carbon	44,989	46,460
	<b>201,351</b>	<b>217,186</b>
(ii) Micro-button cells		
— Alkaline	78,637	75,169
— Other micro-button cells	28,538	17,412
	<b>107,175</b>	<b>92,581</b>
	<b>308,526</b>	<b>309,767</b>
<b>Rechargeable batteries and other battery-related products</b>		
(i) Rechargeable batteries	6,311	3,898
(ii) Other battery-related products	578	538
	<b>6,889</b>	<b>4,436</b>
	<b>315,415</b>	<b>314,203</b>

NOTES TO THE CONSOLIDATED FINANCIAL STATEMENTS (CONTINUED)

For the year ended 31 December 2020

5. REVENUE AND SEGMENT INFORMATION (continued)  
Segment results

	2020 HK\$'000	2019 HK\$'000
<b>Disposable batteries</b>		
(i) Cylindrical batteries		
— Alkaline	37,836	39,520
— Carbon	3,169	515
	41,005	40,035
(ii) Micro-button cells		
— Alkaline	24,571	23,997
— Other micro-button cells	13,908	9,231
	38,479	33,228
	79,484	73,263
<b>Rechargeable batteries and other battery-related products</b>		
(i) Rechargeable batteries	1,253	883
(ii) Other battery-related products	87	66
	1,340	949
	80,824	74,212



## NOTES TO THE CONSOLIDATED FINANCIAL STATEMENTS (CONTINUED)

For the year ended 31 December 2020

### 5. REVENUE AND SEGMENT INFORMATION (continued)

#### Segment results (continued)

The reportable and operating segment results are reconciled to profit before income tax of the Group as follows:

	2020 HK\$'000	2019 HK\$'000
Segment results	80,824	74,212
Unallocated other revenue	6,454	7,624
Unallocated other gains and losses	(1,643)	(527)
Unallocated corporate expenses	(65,318)	(68,448)
Finance costs	(3,792)	(6,001)
Profit before income tax	16,525	6,860

Segment revenue represents sales to external parties. There are no inter-segment transactions during the years ended 31 December 2020 and 2019. Segment results represent the gross profit of each type of products. This is the measure reported to the senior executive management for the purposes of resource allocation and performance assessment.

#### Other segment information

Amounts included in the measure of segment results are as follows:

	2020 HK\$'000	2019 HK\$'000
<b>Depreciation and amortisation</b>		
Disposable batteries		
— Cylindrical batteries	12,227	9,669
— Micro-button cells	7,824	4,565
Segment total	20,051	14,234
Unallocated depreciation and amortisation	5,174	5,721
	25,225	19,955

## NOTES TO THE CONSOLIDATED FINANCIAL STATEMENTS (CONTINUED)

For the year ended 31 December 2020

### 5. REVENUE AND SEGMENT INFORMATION (continued)

#### Revenue from major customers

During the years ended 31 December 2020 and 2019, the revenue generated from the following customers accounted for over 10% of the Group's total revenue:

	2020 HK\$'000	2019 HK\$'000
Customer A	36,940	35,848
Customer B	30,969	25,377

#### Geographic information

The following table sets out information about the geographical location of the Group's revenue from external customers and the geographical location of customers is based on the location at which the goods are delivered.

	2020 HK\$'000	2019 HK\$'000
The PRC	98,179	93,505
Hong Kong	42,347	58,668
Asia (except the PRC and Hong Kong)	49,457	46,389
Europe	62,594	43,912
Eastern Europe	4,669	7,143
North America	32,006	36,164
South America	18,852	18,869
Australia	5,770	4,475
Africa	91	386
Middle East	1,450	4,692
	315,415	314,203

## NOTES TO THE CONSOLIDATED FINANCIAL STATEMENTS (CONTINUED)

For the year ended 31 December 2020

### 5. REVENUE AND SEGMENT INFORMATION (continued)

#### Geographic information (continued)

The Group's non-current assets (excluding deferred tax assets) are located in the following regions:

	2020 HK\$'000	2019 HK\$'000
The PRC	240,855	213,394
Hong Kong	166,082	175,730
Macau	9,113	9,898
	416,050	399,022

The geographical location of the non-current assets is based on the physical location of the operation to which they are allocated.

### 6. OTHER REVENUE

	2020 HK\$'000	2019 HK\$'000
Sales of scrap materials	2,137	2,156
Services fee income	4	20
Government grants	442	—
Interest income	17	21
Rental income	3,160	4,556
Handling income	432	494
Sundry income	262	377
	6,454	7,624

### 7. OTHER GAINS AND LOSSES

	2020 HK\$'000	2019 HK\$'000
Net exchange gains/(losses), net	4,698	(2,342)
Loss on disposals of property, plant and equipment	(1,895)	(1,287)
Fair value (losses)/gains on investment properties	(4,500)	3,100
Gain on termination of lease	54	2
	(1,643)	(527)

## NOTES TO THE CONSOLIDATED FINANCIAL STATEMENTS (CONTINUED)

For the year ended 31 December 2020

### 8. PROFIT BEFORE INCOME TAX

Profit before income tax is arrived at after charging/(crediting):

	2020 HK\$'000	2019 HK\$'000
(a) Finance costs:		
Bank loans interest	5,834	6,363
Interest on import loans	920	624
Interest on lease liabilities	93	168
Bank overdraft interest	16	39
	6,863	7,194
Total interest expense		
Less: interest expense capitalised into property, plant and equipment (Note a)	(3,071)	(1,193)
	3,792	6,001
(b) Staff cost (excluding Directors' emoluments) (Note b):		
Salaries, wages and other allowances	38,537	39,736
Contributions to defined contribution plans	1,303	4,023
	39,840	43,759
(c) Other items:		
Amortisation of intangible assets	85	59
Amortisation of prepaid lease payments	208	211
Auditors' remuneration		
— Audit services	777	915
— Non-audit services	159	225
Bad debt on trade receivables written off	222	—
Bad debts on other receivables written off	162	162
Cost of inventories recognised as expenses	234,591	239,991
Depreciation		
— Property, plant and equipment	22,341	16,879
— Right-of-use assets	2,591	2,806
Loss on disposals of property, plant and equipment:		
— Proceeds from disposals of property, plant and equipment	(523)	(637)
— Carrying amount of property, plant and equipment	2,418	1,924
	1,895	1,287
Write-down to net realisable value on inventories	2,560	699
Written off of property, plant and equipment	96	—
Short-term lease expenses	156	331
Rental income less outgoings of approximately HK\$434,000 (2019: approximately HK\$393,000)	(2,726)	(4,163)
	263,117	259,402

Note:

- (a) The borrowing costs have been capitalised at a rate of 4.14% and 4.01% per annum for the years ended 31 December 2020 and 2019 respectively.
- (b) In 2020, the Group successfully applied for funding support from the Employment Support Scheme under the Anti-epidemic Fund, set up by the HKSAR Government. The purpose of the funding is to provide financial support to enterprises to retain their employees who would otherwise be made redundant. Under the terms of the grant, the Group is required not to make redundancies during the subsidy period and to spend all the funding on paying wages to the employees. The amount of HK\$2,209,000 was received and net off the staff cost recognised during the year ended 31 December 2020.



## NOTES TO THE CONSOLIDATED FINANCIAL STATEMENTS (CONTINUED)

For the year ended 31 December 2020

### 9. DIRECTORS' EMOLUMENTS AND FIVE HIGHEST PAID EMPLOYEES

Directors' emoluments disclosed pursuant to the Listing Rules, Section 383(1)(a), (b), (c) and (f) of the Hong Kong Companies Ordinance and Part 2 of the Companies (Disclosure of information about Benefits of Directors) Regulation are as follows:

Name of Directors	Year ended 31 December 2020				Total HK\$'000
	Fees HK\$'000	Salaries, allowances and other benefits in kind HK\$'000	Discretionary bonus HK\$'000	Contribution to defined contribution plans HK\$'000	
<i>Executive Directors:</i>					
Mr. Chu	—	2,520	780	—	3,300
Ms. Chu Shuk Ching	—	2,520	780	18	3,318
Mr. Chu Ho Wa	—	528	72	18	618
Mr. Tang Chi Him	—	974	156	18	1,148
<i>Independent non-executive Directors:</i>					
Mr. Hui Kwok Wah	—	198	—	—	198
Mr. Chow Chun Hin, Leslie	—	132	—	—	132
Mr. Ma Sai Yam	—	132	—	—	132
	—	7,004	1,788	54	8,846

Name of Directors	Year ended 31 December 2019				Total HK\$'000
	Fees HK\$'000	Salaries, allowances and other benefits in kind HK\$'000	Discretionary bonus HK\$'000	Contribution to defined contribution plans HK\$'000	
<i>Executive Directors:</i>					
Mr. Chu	—	1,905	310	9	2,224
Ms. Chu Shuk Ching	—	1,905	310	18	2,233
Mr. Chu Ho Wa	—	705	102	18	825
Mr. Tang Chi Him	—	965	146	18	1,129
<i>Independent non-executive Directors:</i>					
Mr. Hui Kwok Wah	—	198	—	—	198
Mr. Chow Chun Hin, Leslie	—	132	—	—	132
Mr. Ma Sai Yam	—	132	—	—	132
	—	5,942	868	63	6,873

No emoluments were paid by the Group to the Directors as an inducement to join, or upon joining the Group, or as compensation for loss of office.

Among the five highest paid individuals of the Group, three and four of them are Directors of the Company for the years ended 31 December 2020 and 2019 respectively. Details of their emoluments have already been disclosed above.

## NOTES TO THE CONSOLIDATED FINANCIAL STATEMENTS (CONTINUED)

For the year ended 31 December 2020

### 9. DIRECTORS' EMOLUMENTS AND FIVE HIGHEST PAID EMPLOYEES (continued)

The emoluments of the remaining two (2019: one) individual are as follows:

	2020 HK\$'000	2019 HK\$'000
Salaries, allowances and other benefits in kind	1,596	927
Discretionary bonuses	290	140
Contributions to defined contribution plans	36	18
	<b>1,922</b>	<b>1,085</b>

The emoluments of two (2019: one) individual with the highest emoluments are fall within the following bands:

	2020	2019
Nil to HK\$1,000,000	1	—
HK\$1,000,001 to HK\$1,500,000	1	1
	<b>2</b>	<b>1</b>

For the years ended 31 December 2020 and 2019, no emoluments were paid by the Group to the five highest individuals as inducement to join or upon joining the Group or as compensation for loss of office.

### 10. INCOME TAX

	2020 HK\$'000	2019 HK\$'000
Current tax — Hong Kong profits tax:		
Provision for the year	2,035	883
(Over)/under-provision in prior years	(45)	208
Current tax — PRC enterprise income tax ("EIT"):		
Provision for the year	—	82
(Over)/under-provision in prior years	(80)	587
	<b>1,910</b>	<b>1,760</b>
Deferred taxation (Note 11):		
Current year	2,275	(2,280)
	<b>4,185</b>	<b>(520)</b>

The Company and its subsidiaries incorporated in the Cayman Islands and BVI are not subject to any income tax pursuant to local rules and regulations.

Pursuant to Hong Kong and PRC rules and regulations, the Group entities incorporated in Hong Kong and the PRC are subject to Hong Kong profits tax at 16.5% and EIT at 25% on the estimated assessable profits respectively except for one Hong Kong subsidiary of the Group which is a qualifying entity under the two-tiered profits tax rate regime.

## NOTES TO THE CONSOLIDATED FINANCIAL STATEMENTS (CONTINUED)

For the year ended 31 December 2020

### 10. INCOME TAX (continued)

For this subsidiary, the first HK\$2 million of assessable profits are taxed at 8.25% and the remaining assessable profits are taxed at 16.5%. The provision for Hong Kong profits tax for this subsidiary was calculated at the same basis in 2019.

The provision for Hong Kong Profits Tax for 2020 takes into account a reduction granted by the Hong Kong SAR Government of 100% of the tax payable for the year of assessment 2020/2021 subject to a maximum reduction of \$10,000 for each business (2019: a maximum reduction of \$20,000 was granted for the year of assessment 2019/2020 and was taken into account in calculating the provision for 2019).

Pursuant to the approval document issued by the Ministry of Science and Technology in Guangdong Province on 9 November 2017 and 1 December 2020 respectively, Goldtium (Jiangmen) Energy Products Company Limited ("**Goldtium Jiangmen**") was recognised as a High and New Technology Enterprise and was entitled to a preferential EIT rate at 15% for the three years commencing from 1 January 2017 and from 1 January 2020 respectively.

Pursuant to the approval document issued by the Ministry of Science and Technology in Guangdong Province on 28 November 2018, Dongguan Victory Battery Industries Company Limited ("**Dongguan Victory**") was recognised as a High and New Technology Enterprise and was entitled to a preferential EIT rate at 15% for the three years commencing from 1 January 2018.

The income tax for the year can be reconciled to the profit before income tax per consolidated statement of profit or loss as follows:

	2020 HK\$'000	2019 HK\$'000
Profit before income tax	16,525	6,860
Tax effect at the Hong Kong profits tax rate of 16.5% (2019: 16.5%)	2,726	1,132
Tax effect of non-taxable income	(830)	(694)
Tax effect of non-deductible expenses	1,087	663
Tax effect of recognition of tax losses previously not recognised	—	(1,517)
Tax effect of unrecognised tax losses	53	—
Tax effect of utilisation of tax losses	(1,591)	(566)
(Over)/under-provision in prior years	(125)	795
Tax concession	(165)	(165)
Tax rate differential	3,030	(168)
Income tax expense/(credit)	4,185	(520)

### 11. DEFERRED TAXATION

An analysis of the deferred tax balances in the consolidated statement of financial position is as follows:

	2020 HK\$'000	2019 HK\$'000
Deferred tax assets	4,995	9,013
Deferred tax liabilities	(1,339)	(3,429)
	3,656	5,584

## NOTES TO THE CONSOLIDATED FINANCIAL STATEMENTS (CONTINUED)

For the year ended 31 December 2020

### 11. DEFERRED TAXATION (continued)

The following is deferred tax assets/(liabilities) recognised by the Group and movements hereon during the years ended 31 December 2020 and 2019:

	Unutilised tax losses HK\$'000	Accelerated tax allowances HK\$'000	Impairment losses on inventories HK\$'000	Revaluation of investment properties HK\$'000	Other HK\$'000	Total HK\$'000
At 1 January 2019	5,353	(1,888)	62	(830)	1,017	3,714
Credited/(charged) to profit or loss for the year	1,982	(39)	128	—	209	2,280
Exchange adjustments	(151)	(231)	(4)	—	(24)	(410)
At 31 December 2019 and 1 January 2020	7,184	(2,158)	186	(830)	1,202	5,584
(Charged)/credited to profit or loss for the year	(2,842)	1,579	126	—	(1,138)	(2,275)
Exchange adjustments	250	68	21	—	8	347
At 31 December 2020	4,592	(511)	333	(830)	72	3,656

At 31 December 2020, the Group had unused tax losses of approximately HK\$31,507,000 (2019: HK\$38,011,000), available to offset against future profits. Deferred tax assets have been recognised in respect of such losses of HK\$30,187,000 (2019: HK\$36,625,000) at 31 December 2020. No deferred tax asset has been recognised in respect of the remaining HK\$1,320,000 (2019: HK\$1,386,000) as at 31 December 2020 due to the unpredictability of future profits streams. Such unrecognised tax losses may be carried forward indefinitely.

According to the EIT Law, starting from 1 January 2008, a 10% withholding tax will be levied on the immediate holding company established out of the PRC when their PRC subsidiary declares dividends out of their profits earned after 1 January 2008. A lower withholding tax rate of 5% may be applied if there is a tax treaty arrangement between the PRC and the jurisdiction of the foreign immediate holding company. At 31 December 2020 and 2019, temporary differences relating to the undistributed profits of the Company's subsidiaries in the PRC were approximately RMB34,021,000 and approximately RMB24,468,000 respectively (equivalent to approximately HK\$40,536,000 and approximately HK\$27,291,000 respectively). The related deferred tax liabilities of approximately HK\$2,027,000 and approximately HK\$1,365,000 at 31 December 2020 and 2019 respectively have not been recognised in respect of the withholding tax that would be payable on the distribution of these retained profits as the Group controls the dividend policy of the subsidiaries and the Directors have determined that these retained profits are not likely to be distributed in the foreseeable future.

### 12. EARNINGS PER SHARE

The calculation of basic earnings per share is based on the profit attributable to the equity shareholders of the Company of approximately HK\$12,340,000 (2019: approximately HK\$7,380,000) and the weighted average of 240,000,000 (2019: 240,000,000) ordinary shares in issue during the year ended 31 December 2020.

Diluted earnings per share has not been disclosed as no dilutive potential equity shares in existence for the years ended 31 December 2020 and 2019.

### 13. DIVIDENDS

No dividends declared and paid or payable for the years ended 31 December 2020 and 2019.



## NOTES TO THE CONSOLIDATED FINANCIAL STATEMENTS (CONTINUED)

For the year ended 31 December 2020

### 14. PROPERTY, PLANT AND EQUIPMENT

	Leasehold land and buildings HK\$'000	Plant and machinery HK\$'000	Furniture, fixtures and office equipment HK\$'000	Moulds HK\$'000	Loose tools and instruments HK\$'000	Motor vehicles HK\$'000	Leasehold improvements HK\$'000	Construction in progress HK\$'000	Total HK\$'000
Cost:									
At 1 January 2019	59,237	314,909	30,265	8,827	2,520	10,714	20,046	53,954	500,472
Additions	—	1,509	801	924	—	2,699	2,196	40,859	48,988
Disposals	—	(2,416)	(383)	—	—	—	—	(677)	(3,476)
Transfer	—	3,787	(1,002)	—	—	—	737	(3,522)	—
Exchange adjustments	(627)	(2,470)	(71)	—	—	(57)	(113)	(1,588)	(4,926)
At 31 December 2019	58,610	315,319	29,610	9,751	2,520	13,356	22,866	89,026	541,058
Accumulated depreciation:									
At 1 January 2019	22,573	182,715	20,475	5,463	2,520	7,459	7,852	—	249,057
Charge for the year	2,311	8,411	888	1,672	—	1,454	2,143	—	16,879
Written-off on disposals	—	(1,284)	(268)	—	—	—	—	—	(1,552)
Transfer	—	44	(85)	—	—	—	41	—	—
Exchange adjustments	(242)	(2,379)	(58)	—	—	(33)	(58)	—	(2,770)
At 31 December 2019	24,642	187,507	20,952	7,135	2,520	8,880	9,978	—	261,614
Net book value:									
At 31 December 2019	33,968	127,812	8,658	2,616	—	4,476	12,888	89,026	279,444
Cost:									
At 1 January 2020	58,610	315,319	29,610	9,751	2,520	13,356	22,866	89,026	541,058
Additions	—	926	375	—	—	520	—	35,082	36,903
Disposals	—	(4,974)	(34)	—	—	(838)	—	—	(5,846)
Written off	—	—	—	—	—	—	—	(96)	(96)
Transfer	—	54,341	—	—	—	—	1,028	(55,369)	—
Reclassification to inventories	—	—	—	—	—	—	—	(11,000)	(11,000)
Exchange adjustments	1,946	11,404	241	—	—	223	442	3,367	17,623
At 31 December 2020	60,556	377,016	30,192	9,751	2,520	13,261	24,336	61,010	578,642
Accumulated depreciation:									
At 1 January 2020	24,642	187,507	20,952	7,135	2,520	8,880	9,978	—	261,614
Charge for the year	2,387	14,192	1,104	1,672	—	1,097	1,889	—	22,341
Written-off on disposals	—	(2,657)	(17)	—	—	(754)	—	—	(3,428)
Exchange adjustments	916	2,933	204	—	—	185	222	—	4,460
At 31 December 2020	27,945	201,975	22,243	8,807	2,520	9,408	12,089	—	284,987
Net book value:									
At 31 December 2020	32,611	175,041	7,949	944	—	3,853	12,247	61,010	293,655

## NOTES TO THE CONSOLIDATED FINANCIAL STATEMENTS (CONTINUED)

For the year ended 31 December 2020

### 14. PROPERTY, PLANT AND EQUIPMENT *(continued)*

Certain Group's property, plant and equipment were pledged to banks to secure banking facilities granted to the Group (Note 25), with the following net book values:

	2020 HK\$'000	2019 HK\$'000
Leasehold land and buildings in Hong Kong	7,443	7,318
Leasehold land and buildings in Macau	9,027	9,796
Buildings in the PRC	14,241	14,990
Plant and machinery included in the construction in progress	—	7,273
Plant and machinery	16,817	—
	<b>47,528</b>	<b>39,377</b>

### 15. INVESTMENT PROPERTIES

	2020 HK\$'000	2019 HK\$'000
At 1 January	108,500	105,400
Fair value adjustment	(4,500)	3,100
At 31 December, at fair value	<b>104,000</b>	<b>108,500</b>

Notes:

- (a) The Group's investment properties are held under medium-term leases and situated in Hong Kong.
- (b) The Group has pledged all of its investment properties to banks to secure banking facilities granted to the Group (Note 25).
- (c) Fair value hierarchy

The following table presents the fair value of the Group's investment properties measured at the end of the reporting period on a recurring basis, categorised into the three-level fair value hierarchy as defined in HKFRS 13, Fair Value Measurement.

	Fair value at 31 December HK\$'000	Quoted market price Level 1 HK\$'000	Using observable inputs Level 2 HK\$'000	With significant unobservable inputs Level 3 HK\$'000
<b>Recurring fair value measurement of investment properties</b>				
2020	104,000	—	—	104,000
2019	108,500	—	—	108,500

## NOTES TO THE CONSOLIDATED FINANCIAL STATEMENTS (CONTINUED)

For the year ended 31 December 2020

### 15. INVESTMENT PROPERTIES (continued)

Notes: (continued)

(c) Fair value hierarchy (continued)

The level into which a fair value measurement is classified is determined with reference to the observability and significance of the inputs used in the valuation technique as follows:

Level 1: Fair value measured using unadjusted quoted prices in active markets for identical assets or liabilities at the measurement date.

Level 2: Fair value measured using observable inputs and not using significant unobservable inputs. Unobservable inputs are inputs for which market data are not available.

Level 3: Fair value measured using significant unobservable inputs.

During the years ended 31 December 2020 and 2019, there were no transfers between Level 1 and Level 2, or transfers into or out of Level 3. Transfers between levels of the fair value hierarchy are deemed to occur at the end of the reporting period.

The fair value of the investment properties as at 31 December 2020 and 2019 have been arrived at on the basis of a valuation carried out on the respective dates by Vigers Appraisal and Consulting Limited ("**Vigers**") and Jones Lang LaSalle Limited ("**JLL**"), Chartered Surveyors, independent qualified professional valuers not connected to the Group. The directors of Vigers and JLL, Chartered Surveyors, are fellows of the Hong Kong Institute of Surveyors.

**Reconciliation of fair value measurement in Level 3 of the fair value hierarchy**

The following table provides a reconciliation of the movement between opening and closing balances of Level 3 investment properties, measured at fair value using a valuation technique with significant unobservable inputs:

	2020 HK\$'000	2019 HK\$'000
At 1 January	108,500	105,400
Fair value adjustment	(4,500)	3,100
At 31 December	104,000	108,500

## NOTES TO THE CONSOLIDATED FINANCIAL STATEMENTS (CONTINUED)

For the year ended 31 December 2020

### 15. INVESTMENT PROPERTIES (continued)

Notes: (continued)

(c) Fair value hierarchy (continued)

#### Information about Level 3 fair value measurements

2020

	Valuation technique(s)	Significant unobservable input(s)	Relationship of unobservable inputs to fair value
Investment properties located in Hong Kong	Direct comparison/income capitalisation approach	Market unit rate, taking into account the recent transaction prices for similar properties adjusted for nature, location and conditions of the properties, which ranged from HK\$3,203 to HK\$5,179	A significant increase in the market unit rate used would result in a significant increase in fair value, and vice versa.
		Capitalisation rate, taking into account the capitalisation of rental potential, nature of property, and prevailing market condition, of 2.7%	A slight increase in the capitalisation rate used would result in a significant decrease in fair value, and vice versa.

2019

	Valuation technique(s)	Unobservable input(s)	Range
Investment properties located in Hong Kong	Direct comparison approach	Premium (discount) on characteristic of the properties	3% to 6% (2018: -23.6% to 12.2%)

The fair value of investment properties are determined using direct comparison approach by making reference to comparable recent sales price of properties on a price per square feet basis, adjusted for a premium or discount specific to the characteristic such as location, size, shape, view, floor level, year of completion while compared to the comparable properties. Higher premium for properties with higher characteristic will result in a higher fair value measurement.



## NOTES TO THE CONSOLIDATED FINANCIAL STATEMENTS (CONTINUED)

For the year ended 31 December 2020

### 16. INTANGIBLE ASSETS

	2020 HK\$'000	2019 HK\$'000
<b>Trademarks</b>		
Cost:		
At 1 January	872	872
Additions	163	—
At 31 December	1,035	872
Accumulated amortisation:		
At 1 January	764	705
Amortisation for the year	85	59
At 31 December	849	764
Net book value: At 31 December	186	108

### 17. PREPAID LAND LEASE PAYMENTS

	2020 HK\$'000	2019 HK\$'000
Cost:		
At 1 January	7,031	7,177
Exchange adjustments	480	(146)
At 31 December	7,511	7,031
Accumulated amortisation:		
At 1 January	2,463	2,302
Amortisation for the year	208	211
Exchange adjustments	180	(50)
At 31 December	2,851	2,463
Net book value: At 31 December	4,660	4,568

The prepaid land lease payments located in PRC under medium-term leases.

Prepaid land lease payments represent cost of land use rights in respect of leasehold lands in the PRC, on which the Group's buildings are situated. These leases will expire in 2042.

At 31 December 2020 and 2019, prepaid land lease payments with net book values of approximately HK\$4,660,000 and approximately HK\$4,568,000 respectively were pledged to banks to secure banking facilities granted to the Group (Note 25).

## NOTES TO THE CONSOLIDATED FINANCIAL STATEMENTS (CONTINUED)

For the year ended 31 December 2020

### 18. RIGHT-OF-USE ASSETS

	Leased properties HK\$'000	Motor vehicles HK\$'000	Total HK\$'000
Cost:			
At 1 January 2020	5,240	—	5,240
Exchange adjustments	227	—	227
Additions	—	3,571	3,571
Termination of lease	(5,467)	—	(5,467)
At 31 December 2020	—	3,571	3,571
Depreciation and impairment:			
At 1 January 2020	2,620	—	2,620
Exchange adjustments	179	—	179
Charge for the year	1,996	595	2,591
Termination of lease	(4,795)	—	(4,795)
At 31 December 2020	—	595	595
Net book value:			
At 31 December 2020	—	2,976	2,976
At 31 December 2019	2,620	—	2,620

	Year ended 31/12/2020	Year ended 31/12/2019
Expenses related to short-term leases (included in cost of goods and administrative expenses)	156	331
Total cash outflow for lease	2,653	3,251

For both years, the Group leases factories and motor vehicle for its operations. Lease contracts are entered into for fixed term of 4 to 5 years (2019: 5 years) with no extension and termination options (2019: with no extension and have termination options). Lease terms are negotiated on an individual basis and contain different terms and conditions. In determining the lease term and assessing the length of the non-cancellable period, the Group applies the definition of a contract and determines the period for which the contract is enforceable.

In addition, the Group owns several industrial buildings where its manufacturing facilities are primarily located and office buildings. The Group is the registered owner of these properties interest, including the underlying leasehold lands. Lump sum payments were made upfront to acquire these property interests. The leasehold land components of these owned properties are presented separately only if the payments made can be allocated reliably.

The leasehold land located in the PRC owned by the Group is recognised as right of use assets and presented as 'prepaid lease payment' in Note 17.

## NOTES TO THE CONSOLIDATED FINANCIAL STATEMENTS (CONTINUED)

For the year ended 31 December 2020

### 18. RIGHT-OF-USE ASSETS (continued)

As at 31 December 2020 and 2019, the Group had no lease with variable lease payment. The lease agreements do not impose any extension and termination options which are exercisable only by the Group and not by the respective lessors.

As at 31 December 2020, the Group has lease for factories that is committed but not yet commenced with a period of 3 years and the lease is expected to commence on 1 January 2021. The total undiscounted cash flows over the lease period amounted to HK\$13,655,000.

### 19. INVENTORIES

	2020 HK\$'000	2019 HK\$'000
Raw materials	17,839	12,176
Work in progress	31,917	16,903
Finished goods	14,055	12,235
	63,811	41,314
Less: Write-down to net realisable value	(4,050)	(1,237)
	59,761	40,077

Movements of write-down to net realisable value on inventories are as follows:

	2020 HK\$'000	2019 HK\$'000
At 1 January	1,237	561
Write-down to net realisable value for the year	2,560	699
Exchange adjustments	253	(23)
At 31 December	4,050	1,237

The write-down to net realisable value were included in the cost of inventories recognised as expenses.

### 20. TRADE AND BILLS RECEIVABLES

	2020 HK\$'000	2019 HK\$'000
Trade receivables	50,574	47,934
Less: Loss allowance	(512)	(479)
	50,062	47,455
Bills receivables	177	380
	50,239	47,835

The Group normally allows credit terms to well-established customers ranging from 30 to 120 days. The Group seeks to maintain strict control over its outstanding receivables. Overdue balances are reviewed regularly by the Directors of the Group.

## NOTES TO THE CONSOLIDATED FINANCIAL STATEMENTS (CONTINUED)

For the year ended 31 December 2020

### 20. TRADE AND BILLS RECEIVABLES (continued)

Movements of allowance for credit losses of trade receivables are as follows:

	2020 HK\$'000	2019 HK\$'000
At 1 January	479	489
Exchange adjustments	33	(10)
At 31 December	512	479

An ageing analysis of trade and bills receivables, based on the invoice date and net of loss allowance on trade receivables, is as follows:

	2020 HK\$'000	2019 HK\$'000
0–30 days	29,963	26,661
31–60 days	11,857	14,393
61–90 days	5,304	5,935
91–120 days	3,013	506
Over 120 days	102	340
	50,239	47,835

The Group applies the simplified approach to provide for expected credit losses prescribed by HKFRS 9, which requires the use of the lifetime expected loss provision for trade receivables. Further details on the Group's credit policy and credit risk arising from trade and bill receivables are set out in Note 33.

### 21. DEPOSITS, PREPAYMENTS AND OTHER RECEIVABLES

	2020 HK\$'000	2019 HK\$'000
Utilities and other deposits	11,381	4,625
Prepayments	15,208	7,975
Other receivables	9,988	11,792
	36,577	24,392
Less: Non-current portion		
Deposits paid for acquisition of property, plant and equipment	(10,573)	(3,782)
Current portion	26,004	20,610



## NOTES TO THE CONSOLIDATED FINANCIAL STATEMENTS (CONTINUED)

For the year ended 31 December 2020

### 22. TRADE PAYABLES

An ageing analysis of trade payables, based on the date of receipt of goods purchased, is as follows:

	2020 HK\$'000	2019 HK\$'000
0-30 days	33,637	20,141
31-90 days	35,655	34,934
91-180 days	17,983	13,542
Over 180 days	2,750	3,915
	90,025	72,532

### 23. OTHER PAYABLES AND ACCRUALS

	2020 HK\$'000	2019 HK\$'000
Other payables	2,506	5,563
Accruals	9,766	6,372
Provision for long service payments	—	334
Provision for annual leave	346	346
	12,618	12,615

### 24. CONTRACT LIABILITIES

	2020 HK\$'000	2019 HK\$'000
At 1 January	3,133	4,419
Decrease as a result of recognising revenue during the year that was included in the contract liabilities at the beginning of the year	(2,456)	(3,269)
Increase as a result of billing in advance	2,699	1,983
Exchange adjustments	40	—
At 31 December	3,416	3,133

When the Group receives advance payment from customer, this will give rise to contract liabilities at the start of a contract, until the revenue recognised upon the satisfaction of the performance obligation.

## NOTES TO THE CONSOLIDATED FINANCIAL STATEMENTS (CONTINUED)

For the year ended 31 December 2020

### 25. BANK BORROWINGS

	Note	2020 HK\$'000	2019 HK\$'000
Secured bank loans		162,239	170,779
Secured bank import loans and other loans		26,068	16,675
<b>Total secured bank and other loans</b>	(a)	<b>188,307</b>	<b>187,454</b>
Less: Amount classified as current liabilities		(144,113)	(140,350)
Amount classified as non-current liabilities		44,194	47,104
The carrying amounts of the above borrowings are repayable*:			
Within one year		139,342	131,402
Within a period of more than one year but not exceeding two years		19,667	18,611
Within a period of more than two years but not exceeding five years		21,002	31,054
Within a period of more than five years		8,296	6,387
		<b>188,307</b>	<b>187,454</b>
The carrying amounts of above borrowings that contain a repayment on demand clause (shown under current liabilities) but repayable:			
Within one year		144,113	140,350
Within a period of more than one year but not exceeding two years		15,476	14,512
Within a period of more than two years but not exceeding five years		20,422	26,205
Within a period of more than five years		8,296	6,387
		<b>188,307</b>	<b>187,454</b>
Less: Amount due within one year shown under current liabilities		(144,113)	(140,350)
Amount shown under non-current liabilities		44,194	47,104

\* The amounts due are based on scheduled repayment dates set out in the loan agreements.

## NOTES TO THE CONSOLIDATED FINANCIAL STATEMENTS (CONTINUED)

For the year ended 31 December 2020

### 25. BANK BORROWINGS (continued)

Notes:

(a) The Group had the following banking facilities:

	2020 HK\$'000	2019 HK\$'000
Total banking facilities granted	237,168	205,464
Less: banking facilities utilised by the Group	(188,307)	(187,454)
Unutilised banking facilities	48,861	18,010

At 31 December 2020, these banking facilities were secured by:

- (i) bank loans of approximately HK\$48,029,000 (2019:HK\$40,949,000) were guaranteed by unlimited cross corporate guarantee executed by the Company and its subsidiaries;
- (ii) bank loans of approximately HK\$140,278,000 (2019:HK\$146,505,000) were guaranteed by corporate guarantee of approximately HK\$309,873,000 executed by the Company; and
- (iii) prepaid land lease payments, leasehold land and buildings, plant and machinery and investment properties situated in Hong Kong, the PRC and Macau owned by the Group (Notes 14, 15 and 17).

(b) There was no financial covenant for the banking facilities at 31 December 2020 and 2019.

### 26. LEASE LIABILITIES

Lease liabilities payable:

	2020 HK\$'000	2019 HK\$'000
Within one year	716	2,671
Within a period of more than one year but not exceeding two years	799	—
Within a period of more than two years but not exceeding five years	1,016	—
	2,531	2,671
Less: Amount due for settlement within 12 months shown under current liabilities	(716)	(2,671)
Amount due for settlement after 12 months shown under non-current liabilities	1,815	—

## NOTES TO THE CONSOLIDATED FINANCIAL STATEMENTS (CONTINUED)

For the year ended 31 December 2020

### 27. CAPITAL AND RESERVES ATTRIBUTABLE TO EQUITY SHAREHOLDERS OF THE COMPANY

#### Share capital

Details of the share capital of the Company are set out below:

	Number of shares	2020 HK\$'000	2019 HK\$'000
Authorised:			
Ordinary shares of HK\$0.01 each	2,000,000,000	20,000	20,000
Issued and fully paid:			
240,000,000 (2019: 240,000,000) ordinary shares of HK\$0.01 each		2,400	2,400

#### Capital risk management

The Group manages its capital to ensure that entities in the Group will be able to continue as a going concern while maximising the return to shareholders through the optimisation of the debt and equity balances. The Group's overall strategy remains unchanged during the years ended 31 December 2020 and 2019.

The capital structure of the Group consists of net debts (which include bank borrowings and net of cash and cash equivalents) and equity attributable to owners of the Company, comprising paid-in capital and retained profits.

The management of the Group reviews the capital structure periodically. As part of this review, the management considers the cost of capital, costs of debts, gearing ratios and the risks associated with the capital. Based on recommendations of the management, the Group will balance its overall capital structure through the payment of dividends and raising of new capital as well as the issue of new debt or the redemption of existing debt.

The gearing ratio of the Group at the end of the reporting period was as follows:

	2020 HK\$'000	2019 HK\$'000
Debt (i)	206,872	205,873
Equity (ii)	272,091	254,795
Net debt to equity ratio	0.76	0.81

(i) Debt is defined as other payables and accruals, contract liabilities, bank borrowings and lease liabilities.

(ii) Equity includes all capital and reserves of the Group.



## NOTES TO THE CONSOLIDATED FINANCIAL STATEMENTS (CONTINUED)

For the year ended 31 December 2020

### 28. RESERVES

#### (a) The Group

The amounts of the Group's reserves and the movements therein are presented in the consolidated statement of changes in equity.

#### (b) The Company

	Share premium HK\$'000	Capital reserve HK\$'000	Accumulated losses HK\$'000	Total HK\$'000
At 1 January 2019	90,043	20,000	(23,308)	86,735
Profit and total comprehensive income for the year	—	—	805	805
At 31 December 2019 and 1 January 2020	90,043	20,000	(22,503)	87,540
Profit and total comprehensive income for the year	—	—	343	343
At 31 December 2020	90,043	20,000	(22,160)	87,883

#### (c) Nature and purpose of reserves

##### (i) Statutory reserve

Pursuant to the Company Law of the PRC and the Articles of Association of the PRC subsidiaries, it is required to appropriate 10% of each year's net profit according to the PRC accounting standard and regulations (after offsetting previous years' losses) to statutory surplus reserve until such reserve reached 50% of its registered capital; after the appropriation to statutory surplus reserve, the subsidiary in the PRC can appropriate profit, subject to respective owners' approval, to discretionary surplus reserve.

The appropriation to statutory and discretionary surplus reserves must be made before distribution of dividends to owners. These reserves shall only be used to make up for previous years' losses, to expand production operations, or to increase the capital of the PRC subsidiaries. The statutory surplus reserve can be transferred to paid-in capital, provided that the balance of the statutory surplus reserve after such transfer is not less than 25% of its registered capital.

##### (ii) Exchange reserve

The exchange reserve of the Group comprises all foreign exchange differences arising from the translation of the financial statements of foreign operations.

## NOTES TO THE CONSOLIDATED FINANCIAL STATEMENTS (CONTINUED)

For the year ended 31 December 2020

### 28. RESERVES (continued)

#### (c) Nature and purpose of reserves (continued)

##### (iii) Capital reserve

The capital reserve of the Group represents the following:

- (a) On 4 January 2013, Best Kind Holdings Limited ("**Best Kind**") acquired all the non-voting deferred shares of Golden Power Industries Limited ("**Golden Power Industries**") at a cash consideration of HK\$1,800,000, resulting in opening balance of HK\$1,200,000 as at 1 January 2014.
- (b) During the year ended 31 December 2014, as a part of Reorganisation, the Group acquired equity interest in Big Power Limited ("**Big Power**"), Golden Pilot Limited ("**Golden Pilot**"), Pointway Corporation Limited ("**Pointway**"), Ample Top Enterprises Limited ("**Ample Top**") and Golden Power Properties Limited ("**Golden Power Properties**"), of which Mr. Chu was the controlling shareholder before the acquisitions. Upon the completion of the acquisitions, the aforesaid companies became wholly-owned subsidiaries of the Group. The difference of HK\$10,999,102 between the total cash consideration of HK\$18,768,102 and the total carrying amount of net assets of these aforesaid companies of approximately HK\$7,769,000 at respective acquisition dates, was dealt with in capital reserve of the Group.

Partial settlement of HK\$8,731,000 was made in relation to the above Reorganisation. The balance of unpaid consideration of HK\$10,037,000 was capitalised pursuant to an agreement dated 5 December 2014.

- (c) Pursuant to an agreement dated 5 December 2014, Mr. Chu injected HK\$20,000,000 into the Company on 18 May 2015 and this amount was capitalised by crediting the capital reserve of the Company.
- (iv) At 31 December 2020, in the opinion of the Directors, the reserves of the Company available for distribution to shareholders amounted to approximately HK\$67,883,000 (2019: approximately HK\$67,540,000).

## NOTES TO THE CONSOLIDATED FINANCIAL STATEMENTS (CONTINUED)

For the year ended 31 December 2020

### 29. CASH FLOW INFORMATION

#### Reconciliation of liabilities arising from financial activities

The table below details changes in the Group's liabilities from financing activities, including both cash and non-cash changes. Liabilities arising from financing activities are liabilities for which cash flows were, or future cash flows will be, classified in the Group's consolidated statement of cash flows as cash flows from financing activities.

	Lease liabilities HK\$'000	Bank borrowings HK\$'000	Total HK\$'000
At 1 January 2019	5,624	169,825	175,449
Changes from financing cash flows:			
New bank borrowings raised	—	166,812	166,812
Repayment of bank borrowings	—	(148,486)	(148,486)
Capital element of lease rentals paid	(2,752)	—	(2,752)
Interest element of lease rentals paid	(168)	—	(168)
Interest paid for bank borrowings	—	(6,987)	(6,987)
	2,704	181,164	183,868
Exchange adjustments	(64)	(697)	(761)
Interest expenses	168	6,987	7,155
Written off on termination of lease	(137)	—	(137)
At 1 January 2020	2,671	187,454	190,125
Changes from financing cash flows:			
New bank borrowings raised	—	164,608	164,608
Repayment of bank borrowings	—	(166,415)	(166,415)
Capital element of lease rentals paid	(2,404)	—	(2,404)
Interest element of lease rentals paid	(93)	—	(93)
Interest paid for bank borrowings	—	(6,754)	(6,754)
	174	178,893	179,067
Exchange adjustments	50	2,660	2,710
Interest expenses	93	6,754	6,847
Termination of lease	(726)	—	(726)
New lease entered	2,940	—	2,940
<b>At 31 December 2020</b>	<b>2,531</b>	<b>188,307</b>	<b>190,838</b>

## NOTES TO THE CONSOLIDATED FINANCIAL STATEMENTS (CONTINUED)

For the year ended 31 December 2020

### 30. COMMITMENTS

#### Operating lease commitments

The Group as lessor:

At 31 December 2020, the Group's future minimum lease receipts in respect of buildings under non-cancellable operating lease are receivable as follows:

	2020 HK\$'000	2019 HK\$'000
Within one year	1,931	2,747
In the second to fifth years	534	977
	2,465	3,724

Operating lease receipts represent rental receivable by the Group for the premises. Lease is negotiated for a term of two to three years with fixed monthly rental and did not include contingent rentals.

#### Capital commitments

At 31 December 2020, the Group had outstanding capital commitments as follows:

	2020 HK\$'000	2019 HK\$'000
Contracted but not provided for:		
Plant and machinery	20,882	6,539
Furniture and fixtures	439	—
Motor vehicle	899	—
	22,220	6,539



## NOTES TO THE CONSOLIDATED FINANCIAL STATEMENTS (CONTINUED)

For the year ended 31 December 2020

### 31. RELATED PARTY AND CONNECTED TRANSACTIONS

#### (a) Outstanding balances with related parties

Apart from disclosed elsewhere in these consolidated financial statements, the Group had no other outstanding balances with related parties at 31 December 2020 and 2019.

#### (b) Key management personnel remuneration

Remuneration for key management personnel, including amounts paid to the Directors and certain of the highest paid employees as disclosed in Note 9, is as follows:

	2020 HK\$'000	2019 HK\$'000
Salaries, allowances and other benefits in kind	9,217	8,144
Discretionary bonuses	2,132	1,135
Contributions to defined contribution plans	126	135
	11,475	9,414

### 32. RETIREMENT BENEFIT COSTS

Since 1 December 2000, the Group had joined a defined contribution Mandatory Provident Fund retirement benefits scheme (the "MPF Scheme") under the Mandatory Provident Fund Schemes Ordinance for all eligible employees in Hong Kong. Contributions are made based on a percentage of the employees' basic salaries and are charged to profit or loss as they become payable in accordance with rules of the MPF Scheme. The assets of the MPF Scheme are held separately from those of the Group in an independently administered fund. The Group's employer contributions vest fully with the employees when contributed into the MPF Scheme.

The employees in the subsidiaries in the PRC are members of state-managed retirement benefit schemes (the "Social Insurance Scheme") operated by the PRC government. The subsidiaries are required to contribute a certain percentage of their payroll to the retirement benefit scheme to fund the benefit. The only obligation of the Group with respect to the retirement benefit scheme is to make the required contributions under the Social Insurance Scheme.

At the end of each reporting period, there was no significant forfeited contributions, which arose upon employees leaving the retirement benefit scheme, available to reduce the contribution payable in the future years.

## NOTES TO THE CONSOLIDATED FINANCIAL STATEMENTS (CONTINUED)

For the year ended 31 December 2020

### 32. RETIREMENT BENEFIT COSTS (continued)

The following table summarises the contribution paid or payable by the Group for the above retirement schemes:

	2020 HK\$'000	2019 HK\$'000
MPF Scheme	596	623
Social Insurance Scheme	761	3,463
	1,357	4,086

### 33. NATURE AND EXTENT OF FINANCIAL INSTRUMENT RISKS

The Group's activities expose it to a variety of financial risks: including credit risk, liquidity risk, foreign currency risk, interest rate risk, market price risk and commodity price risk. The Group's overall risk management programme focuses on the unpredictability of financial markets and seeks to minimise potential adverse effects on the Group's financial performance.

#### Credit risk

Carrying amounts of financial assets at 31 December 2020 and 2019, which represented the amounts of maximum exposure to credit risk, were as follows:

	2020 HK\$'000	2019 HK\$'000
Trade and bills receivables	50,239	47,835
Deposits and other receivables	10,736	12,635
Cash and bank balances	14,452	18,227
	75,427	78,697

The Group's credit risk is primarily attributable to trade and bills receivables, deposits and other receivables and cash and bank balances. The Group's maximum exposure to credit risk in the event of the counterparties' failure to perform their obligations in relation to each class of recognised financial assets is the carrying amounts of those assets as stated in the consolidated statement of financial position. As at 31 December 2020 and 2019, the Group does not hold any collateral or other credit enhancements to cover its credit risks associated with its financial assets.

With respect to trade receivables, the Group has adopted credit policy under which individual credit evaluations are performed on all customers' credit limit. These evaluation focus on the customers' past history of making payments when due and current ability to pay, and take into account information specific to the customer as well as pertaining to the economic environment in which the customer operates.

The Group measures loss allowances for trade receivables at an amount equal to lifetime ECLs prescribed by HKFRS 9, which is calculated using a provision matrix based on shared credit risk characteristics by reference to repayment histories and current past due exposure for customers taking into consideration forward-looking information that is reasonable and supportable available without undue cost or effort. As the Group's historical credit loss experience does not indicate significantly different loss patterns for different customer segments, the loss allowance based on past due status is not further distinguished between the Group's different customer bases. The Group assess the trade receivables that are individually significant separately. The Group makes periodic assessments on the recoverability of those individually significant trade receivables based on the background and reputation of the customers, historical settlement records and past experience.

## NOTES TO THE CONSOLIDATED FINANCIAL STATEMENTS (CONTINUED)

For the year ended 31 December 2020

### 33. NATURE AND EXTENT OF FINANCIAL INSTRUMENT RISKS (continued)

#### Credit risk (continued)

At 31 December 2020 and 2019, 3% and 4% of the total trade and bills receivables were due from the Group's largest customer; 39% and 44% of the total trade and bills receivables were due from the Group's five largest customers respectively.

During the year ended 31 December 2020, the Group wrote off trade receivables of HK\$222,000, which considered as not collectable. Other than that, in view of the history of business dealings with the debtors, the sound collection history of the receivables due from them and the insurance policy, management believes that there is no material credit risk inherent in the Group's outstanding receivable balance due from these debtors saved for the debtor related to the impaired trade receivables disclosed in the below. The Directors consider the Group's credit risk of these receivables to be low except for the impaired trade receivables disclosed in the below.

The following table provides information about the Group's exposure to credit risk and ECLs for trade receivables at 31 December 2020 and 2019.

	At 31 December 2020			
	Lifetime expected credit loss rate HK\$'000	Gross carrying amount HK\$'000	Lifetime expected credit loss HK\$'000	Net carrying amount HK\$'000
Provision on individual basis	100%	512	512	—
Provision on collective basis	0%	50,062	—	50,062
		50,574	512	50,062

	At 31 December 2019			
	Lifetime expected credit loss rate HK\$'000	Gross carrying amount HK\$'000	Lifetime expected credit loss HK\$'000	Net carrying amount HK\$'000
Provision on individual basis	100%	479	479	—
Provision on collective basis	0%	47,455	—	47,455
		47,934	479	47,455

The credit risk of the deposits and other receivables is low due to the sound collection history of the receivables due from them and no historical default record. During the year, the Group wrote off other receivables of HK\$162,000 (2019: HK\$162,000). Following the specific write off, ECL rate of deposits and other receivables is assessed to be close to zero and no provision was made at 31 December 2020 and 2019.

The credit risks on bank balances and bills receivables are limited because the counterparties are banks with high credit-ratings assigned by international credit-rating agencies.

## NOTES TO THE CONSOLIDATED FINANCIAL STATEMENTS (CONTINUED)

For the year ended 31 December 2020

### 33. NATURE AND EXTENT OF FINANCIAL INSTRUMENT RISKS (continued)

#### Liquidity risk

Liquidity risk is the risk that the Group will encounter difficulty in meeting obligations associated with financial liabilities. The Group manages liquidity risk by monitoring its liquidity position through periodic preparation of cash flows and cash balances forecasts and periodic evaluation of the ability of the Group to meet its financial obligations.

The following tables show the remaining contractual maturities at the end of each reporting period of the Group's non-derivative financial liabilities, which are based on contractual undiscounted cash flows (including interest payments computed using contractual rates or, if floating, based on rates ruling at the end of the reporting period) and the earliest date the Group can be required to pay.

Specifically, for bank loans which contain a repayment on demand clause which can be exercised at the bank's sole discretion, the analysis shows the cash outflow based on the earliest period in which the entity can be required to pay, that is if the lenders were to invoke their unconditional rights to call the loans with immediate effect. The maturity analysis for other bank borrowings is prepared based on the scheduled repayment dates.

	At 31 December 2020				
	Carrying amount HK\$'000	Total contractual undiscounted cash flows HK\$'000	Less than 1 year or on demand HK\$'000	In 2 to 5 years HK\$'000	Over 5 years HK\$'000
Total amounts of contractual undiscounted obligations:					
Trade payables	90,025	90,025	90,025	—	—
Other payables and accruals	12,272	12,272	12,272	—	—
Lease liabilities	2,531	2,655	777	1,878	—
Bank borrowings	188,307	194,178	146,953	38,580	8,645
	293,135	299,130	250,027	40,458	8,645

	At 31 December 2019				
	Carrying amount HK\$'000	Total contractual undiscounted cash flows HK\$'000	Less than 1 year or on demand HK\$'000	In 2 to 5 years HK\$'000	Over 5 years HK\$'000
Total amounts of contractual undiscounted obligations:					
Trade payables	72,532	72,532	72,532	—	—
Other payables and accruals	11,935	11,935	11,935	—	—
Lease liabilities	2,671	2,727	2,727	—	—
Bank borrowings	187,454	195,368	144,289	44,357	6,722
	274,592	282,562	231,483	44,357	6,722



## NOTES TO THE CONSOLIDATED FINANCIAL STATEMENTS (CONTINUED)

For the year ended 31 December 2020

### 33. NATURE AND EXTENT OF FINANCIAL INSTRUMENT RISKS (continued)

#### Currency risk

Currency risk is the risk that the fair value or future cash flows of a financial instrument will fluctuate because of changes in foreign exchange rates. The Group ensures that the net exposure is kept to an acceptable level, by buying or selling foreign currencies at spot rate or entering into appropriate forward contracts when necessary.

Carrying amounts of financial assets and financial liabilities of the Group at 31 December 2020 and 2019 exposed to currency risk were as follows:

	2020 HK\$'000	2019 HK\$'000
Financial assets denominated in foreign currencies:		
Trade and bills receivables	26,255	32,458
Other receivables	—	162
Cash and bank balances	2,840	3,282
	29,095	35,902
Financial liabilities denominated in foreign currencies:		
Trade payables	(6,864)	(6,810)
Other payables	(78)	—
	(6,942)	(6,810)
Net financial assets exposed to currency risk	22,153	29,092

The net financial assets/(liabilities) of the Group denominated in a currency other than the functional currency of the entity to which they relate are analysed as follows:

#### Entities with functional currency in Hong Kong dollars

	2020 HK\$'000	2019 HK\$'000
United States dollars	22,641	30,620
Japanese Yen	29	31
Euro	102	96
Renminbi	14	(66)
Other currencies	63	59
	22,849	30,740

## NOTES TO THE CONSOLIDATED FINANCIAL STATEMENTS (CONTINUED)

For the year ended 31 December 2020

### 33. NATURE AND EXTENT OF FINANCIAL INSTRUMENT RISKS *(continued)*

#### Currency risk *(continued)*

##### Entities with functional currency in Renminbi

	2020 HK\$'000	2019 HK\$'000
Japanese Yen	(700)	(1,654)
Hong Kong dollars	—	3
Other currencies	4	3
	<b>(696)</b>	<b>(1,648)</b>

For presentation purposes, the amounts of the exposure are shown in Hong Kong dollars, translated using the spot rate at the end of each reporting period.

The Group's entities in Hong Kong and the PRC adopt Hong Kong dollars and Renminbi as their functional currency respectively. Since Hong Kong dollars is pegged to United States dollars, material fluctuation in the exchange rate of Hong Kong dollars against United States dollars is remote, and therefore no sensitivity analysis has been prepared. For the currency risk from Hong Kong dollars against Japanese Yen, Euro and other currencies, and Renminbi against Hong Kong dollars, no sensitivity analysis has been prepared as the exposure is insignificant to the Group.

The following table indicates the approximate change in the Group's profit after tax and retained profits in response to reasonably possible changes in Renminbi against Japanese Yen to which the Group has significant exposure:

	Year ended 31 December 2020		Year ended 31 December 2019	
	Appreciation/ (depreciation) in foreign exchange rates	Increase/ (decrease) in profit after tax and retained profits HK\$'000	Appreciation/ (depreciation) in foreign exchange rates	Increase/ (decrease) in profit after tax and retained profits HK\$'000
Japanese Yen/ Renminbi	6% (6%)	(36) 36	6% (6%)	(84) 84

Results of the analysis as presented in the above table represent an aggregation of the instantaneous effects on each of the Group entities' profit after tax and equity measured in the respective functional currencies, translated into Hong Kong dollars at the exchange rate ruling at the end of each reporting period for presentation purposes.

The sensitivity analysis assumes that the change in foreign exchange rates had been applied to remeasure those financial instruments held by the Group which expose the Group to foreign currency risk as at the end of each reporting period which are denominated in a currency other than the functional currencies of the lender or the borrower.

## NOTES TO THE CONSOLIDATED FINANCIAL STATEMENTS (CONTINUED)

For the year ended 31 December 2020

### 33. NATURE AND EXTENT OF FINANCIAL INSTRUMENT RISKS (continued)

#### Interest rate risk

The Group's interest rate risk arises primarily from bank balances and interest-bearing bank borrowings. The Group does not use financial derivatives to hedge against the interest rate risk. However, the interest rate profile of the Group is closely monitored by the management and may enter into appropriate swap contracts, when it is considered significant and cost-effective, to manage the interest rate risk.

In respect of the Group's interest-earning financial assets and interest-bearing financial liabilities, the following table indicates their weighted average effective interest rates and balances at 31 December 2020 and 2019:

	Effective interest rate %	2020 HK\$'000
Variable rate financial assets		
Bank balances	0.00%–0.35%	3,978
Fixed rate financial liabilities		
Lease liabilities	2.7520%	(2,531)
Variable rate financial liabilities		
Secured bank loans	1.58%–5.94%	(162,239)
Secured bank import loans and other loans	2.38%–2.74%	(26,068)
		<b>(186,860)</b>
	Effective interest rate %	2019 HK\$'000
Variable rate financial assets		
Bank balances	0.00%–0.35%	5,253
Fixed rate financial liabilities		
Lease liabilities	3.85%	(2,671)
Variable rate financial liabilities		
Secured bank loans	2.38%–5.94%	(170,779)
Secured bank import loans and other loans	3.96%–4.23%	(16,675)
		<b>(184,872)</b>

At 31 December 2020 and 2019, all bank balances earning variable interests and all secured bank borrowings bearing variable interests were exposed to interest rate risk.

The following table summarises the effect on the consolidated financial statements if interest rates had been increased by 25 basis points with all other variables held constant:

	2020 HK\$'000	2019 HK\$'000
Decrease in net profit and retained profits for the year	(385)	(379)

The sensitivity analysis has been prepared with the assumption that the change in interest rates had occurred at the end of the reporting period and had been applied to the exposure to interest rate risk for the relevant financial instruments in existence at that date. The change in interest rates represents management's assessment of a reasonably possible change in interest rates at that date over the period until the end of next reporting period.

### 33. NATURE AND EXTENT OF FINANCIAL INSTRUMENT RISKS *(continued)*

#### **Market price risk**

Market price risk is the risk that the fair value or future cash flows of a financial instrument traded in the market will fluctuate because of changes in market prices.

The Group has no significant exposure to market price risk.

#### **Commodity price risk**

The major raw materials used in the production of the Group's products include steel, zinc electrolytic manganese dioxide, copper, separator and plastics. The Group is exposed to fluctuations in the prices of these raw materials which are influenced by the global market as well as regional supply and demand conditions. Fluctuations in the prices of raw materials could adversely affect the Group's financial performance. The Group historically has not entered into any commodity derivative instruments to hedge the potential commodity price changes.

#### **Fair value estimation**

The fair value measurement is categorised into the three-level fair value hierarchy as defined in HKFRS 13, Fair value measurement. The level into which a fair value measurement is classified is determined with reference to the observability and significance of the inputs used in the valuation technique as follows:

- Level 1 valuations: Fair value measured using only Level 1 inputs i.e. unadjusted quoted prices in active markets for identical assets or liabilities at the measurement date.
- Level 2 valuations: Fair value measured using Level 2 inputs i.e. observable inputs which fail to meet Level 1, and not using significant unobservable inputs. Unobservable inputs are inputs for which market data are not available.
- Level 3 valuations: Fair value measured using significant unobservable inputs.

The Group did not have any financial instruments measured at fair value on a recurring basis at the end of each reporting period.

The carrying amounts of the Group's financial instruments carried at cost or amortised cost are not materially different from their fair values at 31 December 2020 and 2019.



## NOTES TO THE CONSOLIDATED FINANCIAL STATEMENTS (CONTINUED)

For the year ended 31 December 2020

### 34. STATEMENT OF FINANCIAL POSITION OF THE COMPANY

	Notes	2020 HK\$'000	2019 HK\$'000
<b>NON-CURRENT ASSET</b>			
Investments in subsidiaries	35	—	—
<b>CURRENT ASSETS</b>			
Prepayments and other receivables		1,476	210
Amounts due from subsidiaries		89,089	90,001
Income tax recoverable		134	46
Cash at bank		50	167
		<b>90,749</b>	<b>90,424</b>
<b>CURRENT LIABILITIES</b>			
Other payables and accruals		466	484
		<b>466</b>	<b>484</b>
<b>NET CURRENT ASSETS</b>			
		<b>90,283</b>	<b>89,940</b>
<b>NET ASSETS</b>			
		<b>90,283</b>	<b>89,940</b>
<b>REPRESENTING: CAPITAL AND RESERVES</b>			
Share capital	27	2,400	2,400
Reserves	28	87,883	87,540
<b>TOTAL EQUITY</b>			
		<b>90,283</b>	<b>89,940</b>

### 35. INVESTMENTS IN SUBSIDIARIES

	2020 HK\$	2019 HK\$
Unlisted shares, at cost	8	8

## NOTES TO THE CONSOLIDATED FINANCIAL STATEMENTS (CONTINUED)

For the year ended 31 December 2020

### 35. INVESTMENTS IN SUBSIDIARIES (continued)

#### Details of subsidiaries comprising the Group

The Company had direct or indirect interests in the subsidiaries all of which are private limited liability companies (or, if incorporated outside Hong Kong, have substantially similar characteristics to a private company incorporated in Hong Kong), the particulars of which are set out below:

Name of company*	Place of incorporation/ establishment and operation	Legal form of entity	Issued and fully paid share capital/ registered capital	Effective interest held At 31 December		Principal activities
				2020	2019	
Best Kind	BVI	Limited liability company	USD1	100%	100%	Investment holding
Golden Power Corporation (Hong Kong) Limited	Hong Kong	Limited liability company	HK\$1,000,000	100%	100%	Trading of batteries and battery-related products
Golden Power Industries	Hong Kong	Limited liability company	Ordinary shares HK\$100	100%	100%	General trading and investment
			Deferred non-voting shares HK\$1,800,000 (Note)	100%	100%	
Dongguan Victory ("東莞勝力電池實業有限公司")	PRC	Wholly-owned foreign enterprise	USD500,000	100%	100%	Manufacture and sale of batteries
Dongguan Golden Power Battery Industries Company Limited ("東莞金力電池實業有限公司") <sup>#</sup>	PRC	Wholly-owned foreign enterprise	HK\$12,000,000	—	100%	Manufacture and sale of batteries
Gain Smart Limited	BVI	Limited liability company	USD1	100%	100%	Investment holding
Champ Profit Development Limited	Hong Kong	Limited liability company	HK\$1	100%	100%	Investment holding
Giant Moral Limited	Hong Kong	Limited liability company	HK\$1	100%	100%	General trading and investment
Goldtium Jiangmen ("江門金剛電源製品有限公司")	PRC	Wholly-owned foreign enterprise	HK\$10,000,000	100%	100%	Manufacture and sale of batteries
Big Power	Hong Kong	Limited liability company	HK\$1	100%	100%	Property holding
Golden Pilot	BVI	Limited liability company	USD50,000	100%	100%	Holding intellectual property
Pointway	Hong Kong	Limited liability company	HK\$10,000	100%	100%	Holding intellectual property
Ample Top	BVI	Limited liability company	USD1	100%	100%	Investment holding
Golden Power Properties	Hong Kong	Limited liability company	Ordinary shares HK\$100	100%	100%	Property investment
			Deferred non-voting shares HK\$1,000,000 (Note)			
Merchant Port Limited	BVI	Limited liability company	USD1	100%	100%	Dormant
Nice Mega International Limited	Hong Kong	Limited liability company	HK\$1	100%	100%	Dormant
China Scene	Hong Kong	Limited liability company	HK\$22,000,000	100%	100%	Property investment

\* The English names of the companies registered in the PRC represent the best efforts of the management of the Company in directly translating the Chinese names of the companies as no English names have been registered.

# During the year ended 31 December 2020, Dongguan Golden Power Battery Industries Company Limited was merged with Dongguan Victory. After completion of the merger, Dongguan Golden Power Battery Industries Company Limited was deregistered.

## NOTES TO THE CONSOLIDATED FINANCIAL STATEMENTS (CONTINUED)

For the year ended 31 December 2020

### 35. INVESTMENTS IN SUBSIDIARIES *(continued)*

#### Details of subsidiaries comprising the Group *(continued)*

Notes:

According to the Articles of Association of Golden Power Industries and Golden Power Properties, the deferred non-voting shares shall confer on the holders thereof the rights and privileges and be subject to the restrictions and provisions set out as follows:

- (i) on a return of assets on liquidation or otherwise the assets of Golden Power Industries and Golden Power Properties available for distribution to members shall be distributed first in or towards returning to the holders of the ordinary shares the sum of HK\$100,000,000 per share and second in or towards returning to the holders of the deferred non-voting shares the amount paid up thereon and the balance of any such assets shall belong to and shall be distributed amongst the holders of the ordinary shares in proportion to the amounts paid up thereon;
- (ii) the deferred non-voting shares shall not be entitled to participate in any profits which Golden Power Industries and Golden Power Properties may determine to distribute in respect of any financial period or otherwise; and
- (iii) the deferred non-voting shares shall not confer upon the holders thereof any right to attend or vote at any general meeting of Golden Power Industries and Golden Power Properties.

# FINANCIAL SUMMARY

The financial results of the Group for the years 2016 to 2020 and the assets and liabilities of the Group as at 31 December 2016, 2017, 2018, 2019 and 2020 are as follows:

	Years ended 31 December				
	2016 HK\$'000	2017 HK\$'000	2018 HK\$'000	2019 HK\$'000	2020 HK\$'000
Revenue	303,197	304,214	323,529	314,203	315,415
Gross profit	96,115	80,051	65,198	74,212	80,824
Profit for the year before income tax	32,793	29,129	3,780	6,860	16,525
Profit attributable to equity shareholders of the Company	24,040	23,321	6,195	7,380	12,340
Non-current assets	227,696	269,565	372,562	408,035	421,045
Current assets	114,402	151,151	156,601	128,788	150,710
Current liabilities	(127,937)	(126,192)	(230,323)	(231,495)	(252,316)
Non-current liabilities	(51,735)	(48,821)	(47,950)	(50,533)	(47,348)
Total equity attributable to equity shareholders of the Company	162,426	245,703	250,890	254,795	272,091
Financial key performance indicators					
Gross profit margin	31.70%	26.31%	20.15%	23.62%	25.62%
Net profit margin	7.93%	7.67%	1.91%	2.35%	3.91%
Gearing ratio	0.64	0.32	0.80	0.81	0.76



# GROUP'S PROPERTIES

## PROPERTIES HELD FOR INVESTMENT

<b>Location</b>	<b>Existing use</b>	<b>Term of lease</b>
Factory B, 20/F, Block 1, Tai Ping Industrial Centre, No. 57 Ting Kok Road, Tai Po, New Territories	Warehouse	Medium
Factory D, 20/F, Block 1, Tai Ping Industrial Centre, No. 57 Ting Kok Road, Tai Po, New Territories	Warehouse and office	Medium
Shop 29, Ground Floor, Fortune Plaza, No. 4 On Chee Road, Tai Po, New Territories	Commercial	Medium